

## **Annexure A**

### **DETERMINATION OF DEVELOPMENT APPLICATION BY GRANT OF CONSENT**

**Development Application No:** DA-10/2021

**Development:** Three (3) storey residential flat building above a basement level consisting of:

- Ground level – 2 x 3-bedroom units (Units A and B) and a swimming pool (Unit B);
- Level 1 – 2 x 3-bedroom units (Units C and D);
- Level 2 – 1 x 4-bedroom unit and swimming pool (Penthouse)

**Site:** 1A Benelong Crescent, Bellevue Hill NSW 2023, being Lot 15 in Deposited Plan 1273479 (15/1273479)

The above development application has been determined by the granting of consent subject to the conditions specified in this consent.

**Date of determination:** 25 October 2021

**Date from which consent takes effect:** 25 October 2021

#### **TERMINOLOGY**

In this consent:

- (a) Any reference to a Construction, Compliance, Occupation or Subdivision Certificate is a reference to such a certificate as defined in the *Environmental Planning and Assessment Act 1979*.
- (b) Any reference to the “applicant” means a reference to the applicant for development consent or any person who may be carrying out development from time to time pursuant to this consent.
- (c) Any reference to the “site”, means the land known as 1A Benelong Crescent, Bellevue Hill NSW 2023, being Lot 15 in Deposited Plan 1273479 (15/1273479).

The conditions of consent are as follows:

## Conditions of consent

### A. General Conditions

#### A.1 Conditions

Consent is granted subject to the following conditions imposed pursuant to section 4.16 of the *Environmental Planning and Assessment Act 1979* (“the *Act*”) and the provisions of the *Environmental Planning and Assessment Regulation 2000* (“the *Regulation*”) such conditions being reasonable and relevant to the development as assessed pursuant to section 4.15 of the *Act*.

#### A.2 Definitions

Unless specified otherwise, words have the same meaning as defined by the *Act*, the *Regulation* and the *Interpretation Act 1987* as in force at the date of consent.

***Applicant*** means the applicant for this consent.

***Approved Plans*** mean the plans endorsed by Council referenced by this consent as amended by conditions of this consent.

***AS*** or ***AS/NZS*** means Australian Standard® or Australian/New Zealand Standard®, respectively, published by Standards Australia International Limited.

***BCA*** means the Building Code of Australia as published by the Australian Building Codes Board as in force at the date of issue of any Construction Certificate.

***Council*** means Woollahra Municipal Council

***Court*** means the Land and Environment Court

***Local native plants*** means species of native plant endemic to Sydney’s eastern suburbs (see the brochure titled “Local Native Plants for Sydney’s Eastern Suburbs” published by the Southern Sydney Regional Organisation of Councils).

***Stormwater drainage system*** means all works, facilities and documentation relating to:

- the collection of stormwater,
- the retention of stormwater,
- the reuse of stormwater,
- the detention of stormwater,
- the controlled release of stormwater; and
- connections to easements and public stormwater systems.

***Owner*** means the owner of the *site* and successors in title to the *site*.

***Owner-builder*** has the same meaning as in the *Home Building Act 1989*.

**PC** means the Principal Certifier under the *Act*.

**Principal Contractor** has the same meaning as in the *Act*, or where a Principal Contractor has not been appointed by the Owner of the land being developed Principal Contractor means the Owner of the land being developed.

**Professional engineer** has the same meaning as in the BCA.

**Public place** has the same meaning as in the *Local Government Act 1993*.

**Road** has the same meaning as in the *Roads Act 1993*.

**SEE** means the final version of the Statement of Environmental Effects lodged by the Applicant.

**Site** means the land being developed subject to this consent.

**Woollahra LEP** means *Woollahra Local Environmental Plan 2014*

**Woollahra DCP** means *Woollahra Development Control Plan 2015*

**Work** for the purposes of this consent means:

- the use of land in connection with development,
- the subdivision of land,
- the erection of a building,
- the carrying out of any work,
- the use of any site crane, machine, article, material, or thing,
- the storage of waste, materials, site crane, machine, article, material, or thing,
- the demolition of a building,
- the piling, piercing, cutting, boring, drilling, rock breaking, rock sawing or excavation of land,
- the delivery to or removal from the *site* of any machine, article, material, or thing, or
- the occupation of the *site* by any person unless authorised by an occupation certificate.

**Note: Interpretation of conditions** - Where there is any need to obtain an interpretation of the intent of any condition this must be done in writing to Council and confirmed in writing by Council.

### A.3 Approved Plans and Supporting Documents

Those with the benefit of this consent must carry out all work and maintain the use and works in accordance with both the architectural plans to which is affixed a Council stamp “Approved” and supporting documents listed below as submitted by the Applicant unless modified by any following condition. Where the plans relate to alterations or additions only those works shown in colour or highlighted are approved.

Reference	Description	Author/Drawn	Dates
DA-1.01	Drawing List	MKD Architects	31/05/2021
DA-1.02	BASIX Commitments		Dec 2020
DA-3.01 Rev 1	Site plan		Dec 2020
DA-3.02 Rev 4	Basement level plan		08/06/2021
DA-3.03 Rev 3	Ground floor plan		31/05/2021
DA-3.04 Rev 2	Level 01 plan		31/05/2021
DA-3.05 Rev 2	Level 02 plan		31/05/2021
DA-3.06 Rev 2	Roof plan		31/05/2021
DA-4.01 Rev 2	East elevation		31/05/2021
DA-4.02 Rev 2	North elevation		31/05/2021
DA-4.03 Rev 2	South elevation		31/05/2021
DA-4.04 Rev 2	West elevation		31/05/2021
DA-5.01 Rev 2	Section 1		31/05/2021
DA-5.02 Rev 2	Section 2		31/05/2021
DA-10.01 Rev 1	Details 01 - Arch windows		31/05/2021
DA-10.02 Rev 1	Details 02 - Privacy screen		31/05/2021
DA-10.03 Rev 1	Details 03 - Breezeway screen		31/05/2021
DA-10.04 Rev 1	Details 04 - Class privacy screen		31/05/2021
TM108-01F02 (r4)	Acoustic Report	Renzo Tonin & Associates	26 May 2021
SW01-07 Issue H	Stormwater Management Plans	Scott Collis Consulting	27/05/2021
512/2020 Rev B	Traffic Report	TTPA	December 2020
GR1194.3J	Geotechnical Report	JC Geotechnics	26/02/2021
JAS.01.01, 01.02 & 01.03	Landscape Plans	Bates Landscape	31 May 2021
Arboricultural Impact Assessment Report	Arboricultural Impact Assessment Report	Jacksons Nature Works	16 Dec 2020

**Note:** Warning to Accredited Certifiers – You should always insist on sighting the original Council stamped approved plans. You should not rely solely upon the plan reference numbers in this condition. Should the Applicant not be able to provide you with the original copy Council will provide you with access to its files so you may review our original copy of the approved plans.

**Note:** These plans and supporting documentation may be subject to conditions imposed under section 4.17(1)(g) of the *Act* modifying or amending the development (refer to conditions which must be satisfied prior to the issue of any *Construction Certificate*.)

#### A.4 Ancillary Aspects of Development (section 4.17(2) of the *Act*)

The Owner must procure the repair, replacement or rebuilding of all road pavement, kerb, gutter, footway, footpaths along the frontage of the site or damaged as a result of work under this consent or as a consequence of work under this consent. Such work must be undertaken to Council's satisfaction in accordance with Council's *Specification for Roadworks, Drainage and Miscellaneous Works* (2012) unless expressly provided otherwise by these conditions at the Owner's expense.

**Note:** This condition does not affect the Principal Contractor's or any sub-contractors obligations to protect and preserve public infrastructure from damage or affect their liability for any damage that occurs.

## A.5 Tree Preservation & Approved Landscaping Works

All landscape works shall be undertaken in accordance with the approved landscape plan, arborist report, tree management plan and transplant method statement as applicable.

a) The following trees located within the subject site shall be retained:

Council Ref No.	Species	Location	Dimension (metres)
8	<i>Melaleuca quinquenervia</i> (Broadleaf Paperbark)	Rear garden	10 x 10
9	<i>Melaleuca quinquenervia</i> (Broadleaf Paperbark)	Rear garden	8 x 6
10	<i>Melaleuca quinquenervia</i> (Broadleaf Paperbark)	Rear garden	7 x 5

## B. Conditions which must be satisfied prior to the demolition of any building or construction

### B.1 [not used]

### B.2 Public Road Assets Prior to Any Work/Demolition

To clarify the condition of the existing public infrastructure prior to the commencement of any development the Applicant or Owner must submit to Council a full record of the condition of the public road infrastructure adjacent to the development site.

The report must be submitted to Council **prior to the commencement of any work** and include photographs showing current condition and any existing damage fronting and adjoining the site to the:

- road pavement,
- kerb and gutter,
- footway including footpath pavement and driveways,
- retaining walls within the footway or road, and
- drainage structures/pits.

The reports are to be supplied in both paper copy and electronic format in Word. Photographs are to be in colour, digital and date stamped.

If the required report is not submitted then Council will assume there was no damage to any infrastructure in the immediate vicinity of the site prior to the commencement of any work under this consent.

**Note:** If the Applicant or Owner fails to submit the asset condition report required by this condition and damage is occasioned to public assets adjoining the site, Council will deduct from security any costs associated with remedying, repairing or replacing damaged public infrastructure. Nothing in this condition prevents Council making any claim against security held for this purpose.

### B.3 Establishment of Tree Protection Zone (TPZ) Fence

Tree Protection Zones shall be established around all trees to be retained and in accordance with Section 4 of the *Australian Standard Protection of Trees on Development Sites* (AS 4970- 2009). Tree protection zones must also comply with the following requirements;

a) Tree Protection Zone areas

Council Ref No.	Species	Tree Location	Fence Radius from Centre of Trunk (Metres)
8	<i>Melaleuca quinquenervia</i> (Broadleaf Paperbark)	Rear garden	As indicated in Tree Impact Plan (JNW 16-12-20 )
9	<i>Melaleuca quinquenervia</i> (Broadleaf Paperbark)	Rear garden	
10	<i>Melaleuca quinquenervia</i> (Broadleaf Paperbark)	Rear garden	

**Note:** Where this condition relates to street trees and the fence cannot be placed at the specified radius, the fencing shall be positioned so that the entire verge (nature strip) area in front of the subject property, excluding existing driveways, footpaths and bus stops is protected.

**Note:** Where this condition relates to trees on private property the radial distance of fencing shall be positioned only within the subject property.

- b) Tree Protection Zones shall be fenced with a 1.8 metre high chainmesh or weldmesh fence and secured to restrict access. The fence shall be established prior to any materials being brought onto the site and before the commencement of works including demolition. The area within the fence shall be mulched and maintained to a depth of 75mm. The soil within the TPZ shall be kept in a moist condition for the duration of the construction works. Unless approved by the site arborist there shall be no access within the TPZ.
- c) A sign identifying the Tree Protection Zone shall be erected on each side of the protection fence indicating the existence of a TPZ. Signage must be visible from within the development site.
- d) No excavation, construction activity, grade changes, storage of materials, stockpiling, siting of works sheds, preparation of mixes or cleaning of tools is permitted within Tree Protection Zones, unless specified in this consent.
- e) Temporary access within the TPZ for pedestrian and machinery movements shall only be permitted with the approval of the site arborist or unless specified in this consent.
- f) The site foreman must be made aware of all tree protection requirements associated with these conditions of consent by the project arborist. Any subsequent site personnel and contractors to the site must be made aware of all tree protection requirements by the site foreman.

- g) The project arborist shall provide written certification of compliance with the above condition.

#### **B.4 Construction Management Plan**

The Construction Management Plan shall be reviewed and certified by the Project Arborist that appropriate tree protection measures have been accounted for. The Demolition and Construction Management Plan shall be prepared in accordance with all tree protection measures specified within this consent. Considerations by the Project Arborist shall include but not be limited to:

- a) Drawings and method statement showing details and the location of hoarding and scaffold and any pruning required to accommodate the hoarding and scaffolding;
- b) The movement and positioning of heavy machinery, lifting cranes, pier drilling gantry etc;
- c) Site construction access, temporary crossings and movement corridors on the site defined;
- d) Contractors car parking;
- e) Phasing of construction works;
- f) The space needed for all foundation excavations and construction works;
- g) All changes in ground level;
- h) Space for site sheds and other temporary structures such as toilets;
- i) Space for sorting and storing materials (short or long term), spoil and fuel and the mixing of cement and concrete; and
- j) The effects of slope on the movement of potentially harmful liquid spillages towards or into tree protection areas

#### **B.5 Arborists Documentation and Compliance Checklist**

The site arborist shall provide written certification that all tree protection measures and construction techniques relevant to this consent have been complied with. Documentation for each site visit shall include:

- A record of the condition of trees to be retained prior to and throughout development;
- Recommended actions to improve site conditions and rectification of non-compliance; and
- Recommendations for future works which may impact the trees

All compliance certification documents shall be kept on site by the Site Foreman.

As a minimum the following intervals of site inspections must be made:

<b>Stage of arboricultural inspection</b>	<b>Compliance documentation and photos shall be included</b>
Installation of tree protection fencing	Compliance with tree protection measures
Excavation within TPZ	Condition of exposed roots and pruning if required
Prior to the issue of a Final Occupation Certificate	Supervise the dismantling of tree protection measures

Inspections and compliance documentation shall be made by an arborist with AQF Level 5 qualifications.

Additional site visits shall be made when required by site arborist and/or site foreman for ongoing monitoring/supervisory work.

## C. Conditions which must be satisfied prior to the issue of any construction certificate

### C.1 Payment of Long Service Levy, Security, Contributions and Fees

The Certifying Authority must not issue any certificates under section 6.4 of the *Act* until provided with the original receipt(s) for the payment of all of the following levy, security, contributions, and fees prior to the issue of a Construction Certificate, Subdivision Certificate or Occupation Certificate, as will apply.

Description	Amount	Indexed	Council Fee Code
<b>LONG SERVICE LEVY</b> under <i>Building and Construction Industry Long Service Payments Act 1986</i>			
<b>Long Service Levy</b> <a href="http://www.longservice.nsw.gov.au/bci/levy/other-information/levy-calculator">www.longservice.nsw.gov.au/bci/levy/other-information/levy-calculator</a>	Contact LSL Corporation or use online calculator	No	
<b>SECURITY</b> under section 4.17(6) of the <i>Environmental Planning and Assessment Act 1979</i>			
Security deposit already paid under DA2014/143			
<b>DEVELOPMENT LEVY</b> under Woollahra Section 94A Development Contributions Plan 2011 This plan may be inspected at Woollahra Council or downloaded at <a href="http://www.woollahra.nsw.gov.au">www.woollahra.nsw.gov.au</a>			
<b>Development Levy</b> (section 7.12) Levy should be adjusted to reflect the payment made under DA2014/143.	\$21,558+ Index Amount	Yes, quarterly	T96
The Infrastructure Works bond has already been paid under DA2014/143			
<b>INSPECTION FEES</b> under section 608 of the <i>Local Government Act 1993</i>			
The inspection fees have already been paid under DA2014/143			
<b>TOTAL SECURITY, CONTRIBUTIONS, LEVIES AND FEES</b>	\$21,558 plus any relevant indexed amounts and long service levy		

#### Building and Construction Industry Long Service Payment

The long service levy under section 34 of the *Building and Construction Industry Long Service Payment Act 1986*, must be paid and proof of payment provided to the Certifying Authority prior to the issue of any Construction Certificate. The levy can be paid directly to the Long Service Corporation or to Council. Further information can be obtained from the Long Service Corporation website [www.longservice.nsw.gov.au](http://www.longservice.nsw.gov.au) or the Long Service Corporation on 131 441.



**How must the payments be made?**

Payments must be made by:

- cash deposit with Council,
- credit card payment with Council, or
- bank cheque made payable to Woollahra Municipal Council.

The payment of a security may be made by a bank guarantee where:

- the guarantee is by an Australian bank for the amount of the total outstanding contribution,
- the bank unconditionally agrees to pay the guaranteed sum to the Council on written request by Council on completion of the development or no earlier than 12 months from the provision of the guarantee whichever occurs first [NOTE: a time limited bank guarantee or a bank guarantee with an expiry date is not acceptable],
- the bank agrees to pay the guaranteed sum without reference to the Applicant or landowner or other person who provided the guarantee and without regard to any dispute, controversy, issue or other matter relating to the development consent or the carrying out of development in accordance with the development consent,
- the bank guarantee is lodged with the Council prior to the issue of the Construction Certificate, and
- the bank's obligations are discharged when payment to the Council is made in accordance with the guarantee or when Council notifies the bank in writing that the guarantee is no longer required.

**How will the section 7.12 levy (formerly known as 94A levy) be indexed?**

To ensure that the value the development levy is not eroded over time by increases in costs, the proposed cost of carrying out development (from which the development levy is calculated) will be indexed either annually or quarterly (see table above). Clause 3.13 of the Woollahra Section 94A Development Contributions Plan 2011 sets out the formula and index to be used in adjusting the levy.

**Do you need HELP indexing the levy?**

Please contact Council's Customer Service Team on ph 9391 7000. Failure to correctly calculate the adjusted development levy will delay the issue of any certificate issued under section 6.4 of the *Act* and could void any such certificate (eg Construction Certificate, Subdivision Certificate, or Occupation Certificate).

**Deferred or periodic payment of section 7.12 levy (formerly known as 94A levy) under the Woollahra Section 94A Development Contributions Plan 2011**

Where the Applicant makes a written request supported by reasons for payment of the section 7.12 levy other than as required by clause 3.9, the Council may accept deferred or periodic payment. The decision to accept a deferred or periodic payment is at the sole discretion of the Council, which will consider:

- the reasons given,
- whether any prejudice will be caused to the community deriving benefit from the public facilities,
- whether any prejudice will be caused to the efficacy and operation of the Plan, and
- whether the provision of public facilities in accordance with the adopted works schedule will be adversely affected.

Council may, as a condition of accepting deferred or periodic payment, require the provision of a bank guarantee where:

- the guarantee is by an Australian bank for the amount of the total outstanding contribution,
- the bank unconditionally agrees to pay the guaranteed sum to the Council on written request by Council on completion of the development or no earlier than 12 months from the provision of the guarantee whichever occurs first [NOTE: a time limited bank guarantee or a bank guarantee with an expiry date is not acceptable],
- the bank agrees to pay the guaranteed sum without reference to the Applicant or landowner or other person who provided the guarantee and without regard to any dispute, controversy, issue or other matter relating to the development consent or the carrying out of development in accordance with the development consent,

- the bank guarantee is lodged with the Council prior to the issue of the Construction Certificate, and
- the bank's obligations are discharged when payment to the Council is made in accordance with the guarantee or when Council notifies the bank in writing that the guarantee is no longer required.

Any deferred or periodic payment of the section 7.12 levy will be adjusted in accordance with clause 3.13 of the Plan. The Applicant will be required to pay any charges associated with establishing or operating the bank guarantee. Council will not cancel the bank guarantee until the outstanding contribution as indexed and any accrued charges are paid.

## C.2 BASIX Commitments

The Applicant must submit to the Certifying Authority BASIX Certificate No. 1146378M\_02 with any application for a Construction Certificate.

**Note:** Where there is any proposed change in the BASIX commitments the Applicant must submit of a new BASIX Certificate to the Certifying Authority and Council. If any proposed change in the BASIX commitments are inconsistent with development consent (see: clauses 145 and 146 of the *Regulation*) the Applicant will be required to submit an amended development application to Council pursuant to section 4.55 of the *Act*.

All commitments in the BASIX Certificate must be shown on the Construction Certificate plans and specifications prior to the issue of any Construction Certificate.

**Note:** Clause 145(1)(a1) of the *Environmental Planning and Assessment Regulation* 2000 provides: "A certifying authority must not issue a Construction Certificate for building work unless it is satisfied of the following matters: (a1) that the plans and specifications for the building include such matters as each relevant BASIX certificate requires".

## C.3 Road and Public Domain Works

A separate application under Section 138 of the *Roads Act* 1993 is to be made to, and be approved by Council as the road authority, for the following infrastructure works prior to the issuing of any Construction Certificate. The infrastructure works must be carried out at the applicant's expense:

### 1. Drainage Works

- a) The construction of new kerb inlet pit with 2.1m precast lintel for the proposed stormwater connection to Council's underground system in accordance with Council's Specification for Roadworks, Drainage and Miscellaneous Works. The new kerb inlet pits shall be constructed within the frontage of the site and at a minimum distance of 0.5m from any vehicular crossing. The grate shall be Class D, "bicycle friendly" type.
- b) The construction of minimum Class 2, RRJ 375mm diameter steel reinforced concrete pipes (RCP) from the existing kerb inlet pit fronting No.1 Benelong Crescent in accordance with Council's Specification for Roadworks, Drainage and Miscellaneous Works and AS3725. Detailed design including longitudinal section of the proposed 375mm RCP and the location of all public utilities services shall be prepared by a suitably qualified civil engineer. Trench details shall be included in the design drawings to comply with Council's Specification and AS3725. Should the existing kerb inlet pit is found to be defective, the applicant must reconstruct this existing kerb inlet pit.

- c) The developer shall be responsible for carrying out all service investigations to allow a gravity connection.

## 2. Bonds

- a) A bond of \$31,759 will be used as security to ensure the satisfactory completion of the infrastructure works. The security or bank guarantee must be the original unconditional bank guarantee with no expiry date.
- b) Council may use all or part of the Infrastructure Bond as well as the Property Damage Security Deposit to meet the cost of removing or completing the works if they do not meet Council's requirements.
- c) The Deposit/Bond will not be released until Council has inspected the site and is satisfied that the Works have been completed in accordance with Council approved drawings and to Council requirements

**Note:** To ensure that this work is completed to Council's satisfaction, this consent by separate condition, may impose one or more Infrastructure Works Bonds.

**Note:** *Road* has the same meaning as in the *Roads Act* 1993.

**Note:** The intent of this condition is that the design of the road, footpaths, driveway crossings and public stormwater drainage works must be detailed and approved prior to the issue of any *Construction Certificate*. Changes in levels may arise from the detailed design of buildings, road, footpath, driveway crossing grades and stormwater. Changes required under *Roads Act* 1993 approvals may necessitate design and levels changes under this consent. This may in turn require the applicant to seek to amend this consent.

**Note:** Refer to the *Roads Act Application advising under section K Advising of this consent*.

## C.4 Provision for Energy Supplies

The Applicant must provide to the Certifying Authority a letter from Energy Australia setting out Energy Australia's requirements relative to the provision of electricity/gas supply to the development.

Any required substation must be located within the boundaries of the site.

Where an electricity substation is required within the site but no provision has been made to place it within the building and such substation has not been detailed upon the approved development consent plans an application under section 4.55 of the *Act* is required to be submitted to Council. Council will assess the proposed location of the required substation.

The Construction Certificate plans and specifications, required to be submitted pursuant to clause 139 of the *Regulation*, must detail provisions to meet the requirements of Energy Australia.

Where the substation is required, the Construction Certificate plans and specifications must provide:

- a) A setback not less than 3m from the road boundary and dense landscaping of *local native plants* to screen the substation from view within the streetscape.
- b) A setback not less than 3m from any other site boundary (fire source feature) and not within the areas required to be kept clear of obstructions to vehicle visibility pursuant to clause 3.2.4 of AS2890.1-1993(See: Figures 3.2 and 3.3).
- c) A setback to and not within the drip line of any existing tree required to be retained.

- d) A setback not less than the 10m from any NSW Fire Brigade booster connection as prescribed by clause 5.6.3(d)(iii) of AS 2419.1-1994 or be separated from any booster connections by a construction with a fire resistance rating of not less than FRL 90/90/90 for a distance of not less than 2 m each side of and 3 m above the upper hose connections in the booster assembly pursuant to clause 5.6.3(c)(ii) of AS 2419.1-1994, and
- e) The Owner shall dedicate to the appropriate energy authority, free of cost, an area of land adjoining the street alignment to enable an electricity substation to be established, if required. The size and location of the electricity substation is to be in accordance with the requirements of the appropriate energy authority and Council. The opening of any access doors must not intrude onto the public road reserve.

**Note:** If the substation is not located within the building its location, screening vegetation, all screen walls or fire separating walls must have been approved by the grant of development consent or amended development consent prior to the issue of any *Construction Certificate* for those works. Documentary evidence of compliance, including correspondence from the energy authority is to be provided to the Certifying Authority prior to issue of the Construction Certificate. The Certifying Authority must be satisfied that the requirements of energy authority have been met prior to issue of the Construction Certificate.

**Note:** This condition has been imposed because the application fails to provide sufficient detail (either by plans or by the Statement of Environmental Effects) demonstrating that provision has been made to Energy Australia's satisfaction for the provision of electricity supply to the building. Nevertheless, Council has no reason to believe that provision cannot be reasonably made for electricity to service the development.

**Note:** Where it is proposed to shield any booster connection or any building from any substation pursuant to clause 5.6.3(c)(ii) of AS 2419.1-1994 or by fire resisting construction under the BCA respectively and this construction has not been detailed upon the approved development consent plans such works should be considered inconsistent with consent pursuant to clause 145 of the *Regulation*. The Applicant must lodge with Council details for any such construction pursuant to section 4.55 of the *Act* to allow assessment under section 4.15 of the *Act*.

**Note:** Substations must not be located within the minimum sight distance at driveway entrances under Australian Standard AS/NZS 2890 (Set)-2004 *Parking Facilities Set whether such driveways service the site or any adjoining land*.

## C.5 Soil and Water Management Plan – Submission and Approval

The Principal Contractor or Owner-builder must submit to the Certifying Authority a soil and water management plan complying with:

- a) “*Do it Right On Site, Soil and Water Management for the Construction Industry*” published by the Southern Sydney Regional Organisation of Councils, 2001; and
- b) “*Managing Urban Stormwater - Soils and Construction*” 2004 published by the NSW Government (*The Blue Book*).

Where there is any conflict *The Blue Book* takes precedence.

The Certifying Authority must be satisfied that the soil and water management plan complies with the publications above prior to issuing any Construction Certificate.

**Note:** This condition has been imposed to eliminate potential water pollution and dust nuisance.

**Note:** The International Erosion Control Association – Australasia [www.austieca.com.au](http://www.austieca.com.au) lists consultant experts who can assist in ensuring compliance with this condition. Where erosion and sedimentation plans are required for larger projects it is recommended that expert consultants produce these plans.

**Note:** The “Do it Right On Site, Soil and Water Management for the Construction Industry” publication can be downloaded from [www.woollahra.nsw.gov.au](http://www.woollahra.nsw.gov.au), and *The Blue Book* is available at [www.environment.nsw.gov.au/stormwater/publications.htm](http://www.environment.nsw.gov.au/stormwater/publications.htm).

**Note:** Pursuant to clause 161(1)(a)(5) of the *Regulation* an Accredited Certifier may be satisfied as to this matter.

## C.6 Structural Adequacy of Existing Supporting Structures

A certificate from a professional engineer (structural engineer), certifying the adequacy of the existing supporting structure to support the additional loads proposed to be imposed by the development, must be submitted with the Construction Certificate application.

**Note:** This condition is imposed to ensure that the existing structure is able to support the additional loads proposed.

## C.7 Professional Engineering Details

The Construction Certificate plans and specifications, required by clause 139 of the *Regulation*, must include detailed professional engineering plans and/or specifications for all structural, electrical, hydraulic, hydrogeological, geotechnical, mechanical and civil work complying with this consent, approved plans, the statement of environmental effects and supporting documentation.

Detailed professional engineering plans and/or specifications must be submitted to the Certifying Authority with the application for any Construction Certificate.

**Note:** This does not affect the right of the developer to seek staged Construction Certificates.

## C.8 Geotechnical and Hydrogeological Design, Certification and Monitoring

The Construction Certificate plans and specification required to be submitted to the Certifying Authority pursuant to clause 139 of the *Regulation* must be accompanied by a Geotechnical / Hydrogeological Monitoring Program together with civil and structural engineering details for foundation retaining walls, footings, basement tanking, and subsoil drainage systems, as applicable, prepared by a professional engineer, who is suitably qualified and experienced in geotechnical and hydrogeological engineering.

These details must be certified by the professional engineer to:

- a) Provide appropriate support and retention to ensure there will be no ground settlement or movement, during excavation or after construction, sufficient to cause an adverse impact on adjoining property or public infrastructure.
- b) Provide appropriate support and retention to ensure there will be no adverse impact on surrounding property or infrastructure as a result of changes in local hydrogeology (behaviour of groundwater).
- c) Provide a Geotechnical and Hydrogeological Monitoring Program that:
  - will detect any settlement associated with temporary and permanent works and structures,
  - will detect deflection or movement of temporary and permanent retaining structures (foundation walls, shoring bracing or the like),

- will detect vibration in accordance with AS 2187.2-1993 Appendix J including acceptable velocity of vibration (peak particle velocity),
- details the location and type of monitoring systems to be utilised,
- details the pre-set acceptable limits for peak particle velocity and ground water fluctuations,
- details recommended hold points to allow for the inspection and certification of geotechnical and hydrogeological measures by the professional engineer, and
- details a contingency plan.

### C.9 Car and Commercial Parking Details

The *Construction Certificate* plans and specifications required by clause 139 of the Regulation, must include detailed plans and specifications for all bicycle, car and commercial vehicle parking in compliance with AS2890.3:1993 *Parking Facilities - Bicycle Parking Facilities*, AS/NZS 2890.1:2004 : *Parking Facilities - Off-Street Car Parking* and AS 2890.2:2002 – *Off-Street Parking: Commercial Vehicle Facilities* respectively. The plans must satisfy the following requirements:

- a) The proposed basement parking shall have minimum headroom clearance of 2.2m, between the floor and any overhead obstructions to comply with AS2890.1. In this regard, the proposed AC condenser units must be suspended at least 2.2m from the finished level of the basement. Alternatively, the AC condenser units must be relocated so that a minimum aisle width of 5.8m is provided for parking space CS10.
- b) Sight distance requirements must comply with Clause 3.2.4 and Figure 3.3 of AS2890.1-2004;
- c) A 2m x 2.5m driveway sightline splay be provided along both sides of the driveway and be contained wholly within the property boundary. Any landscape proposed within the pedestrian splays shall be groundcover type to ensure visibility;
- d) An additional mirror be installed near the northern end of the basement, to prevent collisions with the wall for the restricted access/egress manoeuvres into and out of the parking spaces;
- e) Signage be provided to ensure that all vehicles enter and exit the car park in a forward direction, as per E1.10.6 of Council's DCP.

Access levels and grades must comply with access levels and grade required by Council under the *Roads Act 1993*.

The *Certifying Authority* has no discretion to reduce or increase the number and/or area of car parking and/or the model of the car stacker system required to be provided and maintained by this consent.

### C.10 Stormwater Management Plan

The *Construction Certificate* plans and specifications, required by Clause 139 of the Regulation, must include a *Stormwater Management Plan* for the site. The *Stormwater Management Plan* must detail:

- a) General design in accordance with stormwater management plans, referenced 20052 Issue H, prepared by Scott Collis, dated 27/05/2021, with the following amendments:
  - 1) An emergency overflow pipe to the boundary pit shall be provided within the stormfilter tank. The invert level of the emergency overflow pipe shall be set below the overflow level of the rainwater tank to prevent backwater to the rainwater tank if the pump out system fails.
- b) The installation of stormwater quality treatment system to satisfy the water quality targets that are stipulated in Chapter E2.2.3 of Council's DCP;
- c) Compliance the objectives and performance requirements of the BCA;
- d) General compliance with the Council's Woollahra DCP 2015 Chapter E2 – Stormwater and Flood Risk Management.

The *Stormwater Management Plan* must also include the following specific requirements:

#### **Layout plan**

A detailed drainage plan at a scale of 1:100 based on drainage calculations prepared in accordance with the Institute of Engineers Australia publication, *Australian Rainfall and Run-off*, 1987 edition or most current version thereof. It must include:

- a) All pipe layouts, dimensions, grades, lengths and material specification,
- b) Location of proposed rainwater tanks,
- c) All invert levels reduced to Australian Height Datum (AHD),
- d) Location and dimensions of all drainage pits,
- e) Point and method of connection to Councils drainage infrastructure, and
- f) Overland flow paths over impervious areas.

#### **Rainwater Reuse System details:**

- a) Any potential conflict between existing and proposed trees and vegetation,
- b) Internal dimensions and volume of the proposed rainwater storage,
- c) Plans, elevations and sections showing the rainwater tanks, finished surface level and adjacent structures,
- d) Details of access and maintenance facilities,
- e) Construction and structural details of all tanks and pits and/or manufacturer's specifications for proprietary products,
- f) Details of the emergency overland flow-path (to an approved Council drainage point) in the event of a blockage to the rainwater tanks,

**Note:** This Condition is imposed to ensure that site stormwater is disposed of in a controlled and sustainable manner.

**Note:** The collection, storage and use of rainwater is to be in accordance with *Standards Australia HB230-2008 "Rainwater Tank Design and Installation Handbook"*.

### **C.11 Utility Services Generally**

The Construction Certificate plans and specifications, required by clause 139 of the *Regulation*, must demonstrate that all utility services (telecommunications, electricity, gas, water and waste water) will be provided underground. All service ducts, pipes and conduits must be provided within the fabric of the building (excluding stormwater down pipes).

Where telecommunications and electricity are provided from existing poles in the road they must, in accordance with the relevant suppliers' requirements, be carried to the site underground directly to the main switch board within the fabric of the building.

**Note:** Where adequate provision has not been made for an electrical sub-station within the building, this may necessitate the lodgement of an application to amend this consent under section 4.55 of the *Act* to detail the location, landscape/streetscape impacts and compliance with AS2890 as applicable.

The location of service poles and substations required by the relevant suppliers must be shown upon the plans submitted with any Construction Certificate application together with a letter from each relevant supplier setting out their requirements.

Proposed water pipes, waste pipes, stack work, duct work, mechanical ventilation plant and the like must be located within the building unless expressly shown upon the approved DA plans. Details confirming compliance with this condition must be shown on the Construction Certificate plans and/or detailed within the Construction Certificate specifications. Required external vents or vent pipes on the roof or above the eaves must be shown on the Construction Certificate plans.

**Note:** The intent of this condition is that the design quality of the development must not be compromised by cables, pipes, conduits, ducts, plant, equipment, electricity substations or the like placed such that they are visible from any adjoining public place. They must be contained within the building unless shown otherwise by the approved development consent plans.

The Construction Certificate plans and specifications, required to be submitted to the Certifying Authority pursuant to clause 139 of the *Regulation*, must detail the replacement of all private sewer pipes between all sanitary fixtures and Sydney Water's sewer main where they are not found by inspection to be UPVC or copper with continuously welded joints.

**Note:** This condition has been imposed to ensure that where private sewer pipes are old, may leak or may be subject to root invasion (whether from existing or proposed private or public landscaping) that existing cast iron, concrete, earthenware or terracotta pipes be replaced with new UPVC or copper continuously welded pipes between all sanitary fixtures and Sydney Waters sewer main. Leaking sewer pipes are a potential source of water pollution, unsafe and unhealthy conditions which must be remedied in the public interest.

## **C.12 Checking Construction Certificate Plans – Protecting Assets Owned by Sydney Water**

The approved plans must be submitted to Sydney Water Tap In<sup>TM</sup> online service to determine whether the development will affect any Sydney Water wastewater and water mains, stormwater drains and/or easement, and any requirements need to be met.

The Tap In<sup>TM</sup> service provides 24/7 access to a range of services, including:

- building plan approvals
- connection and disconnection approvals
- diagrams
- trade waste approvals
- pressure information
- water meter installations



- pressure boosting and pump approvals
- changes to an existing service or asset, e.g. relocating or moving an asset.

**Note:** For more information go to Sydney Water [www.sydneywater.com.au/tapin/index.htm](http://www.sydneywater.com.au/tapin/index.htm) and [www.sydneywater.com.au/SW/plumbing-building-developing/building/building-over-or-next-to-assets/index.htm](http://www.sydneywater.com.au/SW/plumbing-building-developing/building/building-over-or-next-to-assets/index.htm) or call 1300 082 746.

### C.13 Water and Waste Water - section 73 Developers Certificate and Upgrading of Existing System

A Compliance Certificate must be obtained from Sydney Water under section 73 of the *Sydney Water Act 1994*. Sydney Water's assessment will determine the availability of water and sewer services, which may require extension, adjustment or connection to their mains.


**Note:** Sydney Water will assess the development and if required will issue a 'Notice of Requirements' letter detailing all requirements that must be met. Applications can be made either directly to Sydney Water or through a Sydney Water accredited Water Servicing Coordinator (WSC). Please make early contact with Sydney Water or a WSC, since building of water/sewer extensions can be time consuming and may impact on other services and building, driveway or landscape design.

**Note:** For more information go to [www.sydneywater.com.au/section73](http://www.sydneywater.com.au/section73) or call 1300 082 746 to learn more about applying through an authorised WSC or Sydney Water.


The Construction Certificate plans and specifications, required to be submitted to the Certifying Authority pursuant to clause 139 of the *Regulation*, must detail the replacement of all private sewer pipes between all sanitary fixtures and Sydney Water's sewer main where they are not found by inspection to be sewer grade UPVC or copper with continuously welded joints.




*Cracked pipes*



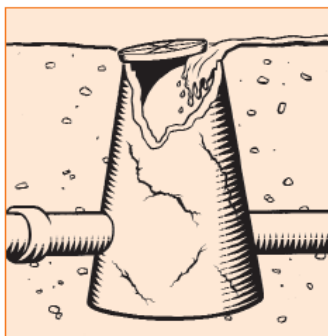
*Broken pipes*



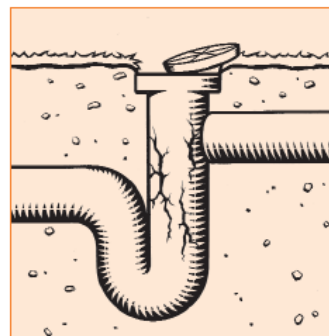
*Damaged or low-lying gullies*



*Direct stormwater connections*



*Hidden or damaged maintenance holes*



*Hidden or damaged inspection points*

**Note:** This condition has been imposed to ensure that where private sewer pipes are old, may leak or may be subject to root invasion (whether from existing or proposed private or public landscaping) that existing cast iron, concrete, earthenware or terracotta systems are replaced with new UPVC or copper continuously welded pipes between all sanitary fixtures and Sydney Waters sewer main as part of the development. Leaking sewer pipes are a potential source of water pollution, unsafe and unhealthy conditions which must be remedied in the public interest.

#### C.14 Light and Ventilation

The Construction Certificate plans and specifications, required to be submitted to the Certifying Authority pursuant to clause 139 of the *Regulation*, must detail all a lighting, mechanical ventilation or air-conditioning systems complying with Part F.4 of the BCA or clause 3.8.4 and 3.8.5 of the BCA Housing Provisions, inclusive of [AS 1668.1](#), [AS 1668.2](#) and [AS/NZS 3666.1](#).

If an alternate solution is proposed then the Construction Certificate application must include a statement as to how the performance requirements of the BCA are to be complied with and support the performance based solution by expert *evidence of suitability*.

This condition does not set aside the mandatory requirements of the *Public Health (Microbial Control) Regulation 2000* in relation to *regulated systems*. This condition does not set aside the effect of the *Protection of the Environment Operations Act 1997* in relation to offensive noise or odour.

**Note:** Clause 98 of the *Regulation* requires compliance with the BCA. Clause 145 of the *Regulation* prevents the issue of a *Construction Certificate* unless the *Accredited Certifier*/Council is satisfied that compliance has been achieved. Schedule 1, Part 3 of the *Regulation* details what information must be submitted with any *Construction Certificate*. It is the Applicant's responsibility to demonstrate compliance through the Construction Certificate application process. Applicants must also consider possible noise and odour nuisances that may arise. The provisions of the *Protection of the Environment Operations Act 1997* have overriding effect if offensive noise or odour arises from the use. Applicants must pay attention to the location of air intakes and air exhausts relative to sources of potentially contaminated air and neighbouring windows and air intakes respectively, see section 2 and 3 of [AS 1668.2](#).

#### C.15 Swimming and Spa Pools – Child Resistant Barriers

The Construction Certificate plans and specifications required by clause 139 of the *Regulation* must demonstrate compliance (by showing the proposed location of all child-resistant barriers and the resuscitation sign) with the provisions of the *Swimming Pools Act 1992* and the Building Code of Australia.

Approval is not granted for the modification of any boundary fencing beyond what is authorised by the stamped approved plans, as modified by any condition of consent or what is permitted to be carried out as 'exempt development' pursuant to *State Environmental Planning Policy (Exempt and Complying Development Codes) 2008*.

**Note:** A statement to the effect that isolation swimming pool fencing complying with AS1926 will be installed does not satisfy this condition. The location of the required barriers and the sign must be detailed upon the *Construction Certificate* plans.

### C.16 Swimming and Spa Pools – Backwash

The Construction Certificate plans and specification required to be submitted pursuant to clause 139 of the *Regulation* must detail the connection of backwash to Sydney Waters sewer in compliance with clause 10.9 (Figure 10.2) of AS/NZS 3500.2.2:1996.

**Note:** The plans must show the location of Sydney Water’s sewer, the yard gully or any new connection to the sewer system including a detailed cross section of the connection complying with clause 10.9 (Figure 10.2) of AS/NZS 3500.2.2:1996.

**Note:** The discharge of backwash water to any stormwater system is water pollution and an offence under the *Protection of the Environment Operations Act 1997*. The connection of any backwash pipe to any stormwater system is an offence under the *Protection of the Environment Operations Act 1997*.

### C.17 Tree Management Plan

The *Construction Certificate* plans and specifications shall show the following information:

- a) Trees to be numbered in accordance with these conditions:
  - shaded green where required to be retained and protected
  - shaded red where authorised to be removed
  - shaded yellow where required to be transplanted
  - shaded blue where required to be pruned
- b) References to applicable tree management plan, arborists report or transplant method statement.

This plan shall be kept on site until the issue of the final occupation certificate.

### C.18 Acoustic Certification of Mechanical Plant and Equipment

The Construction Certificate plans and specification required to be submitted pursuant to clause 139 of the *Regulation* must be accompanied by a certificate from a professional engineer (acoustic engineer) certifying that the noise level measured at any boundary of the site at any time while the proposed mechanical plant and equipment is operating will not exceed the *background noise level*. Where noise sensitive receivers are located within the site, the noise level is measured from the nearest strata, stratum or community title land and must not exceed *background noise level*, at any time.

The *background noise level* is the underlying level present in the ambient noise, excluding the subject noise source, when extraneous noise is removed. For assessment purposes the background noise level is the  $L_{A90, 15 \text{ minute}}$  level measured by a sound level meter.

Where sound attenuation is required this must be detailed.

**Note:** Further information including lists of Acoustic Engineers can be obtained from:

**1. Australian Acoustical Society**—professional society of noise-related professionals  
[www.acoustics.asn.au](http://www.acoustics.asn.au)

**2. Association of Australian Acoustical Consultants**—professional society of noise related professionals [www.aaac.org.au](http://www.aaac.org.au).  
Standard Condition: C62 (Autotext CC62)

### C.19 [not used]

### C.20 State Environmental Planning Policy 65 – Design Verification Statement

Pursuant to clause 143A of the *Regulation* a Certifying Authority must not issue a Construction Certificate for residential flat development unless the Certifying Authority has received a design verification statement from a qualified designer, being a statement in which the qualified designer verifies that the plans and specifications achieve or improve the design quality of the development for which development consent was granted, having regard to the design quality principles in *State Environmental Planning Policy No 65—Design Quality of Residential Apartment Development*.

**Note:** Although a Certifying Authority may pursuant to clause 161(2) of the *Regulation* be satisfied to any matter that relates to the external finish of a building the specific provisions of clause 143A of the *Regulation* overrides the Certifying Authority’s powers under clause 161(2). No Certifying Authority can set aside this requirement.

**Note:** Qualified designer means a person registered as an architect in accordance with the *Architects Act 2003*. There are several methods of verifying the status of an individual or corporation or firm offering architectural services.

Ask the individual for their four digit NSW Architects Registration Number, ask a corporation or firm for the name and registration number of their “nominated architect”, check to see whether an individual is listed on the NSW Register of Architects or the corporation or firm is listed on the list of architect corporations and firms on the Board’s website [www.architects.nsw.gov.au](http://www.architects.nsw.gov.au) or call the NSW Architects Registration Board on 9241 4033 to check the status of an individual or corporation or firm.

### D. Conditions which must be satisfied prior to the commencement of any development work

#### D.1 Compliance with Building Code of Australia and insurance requirements under the [Home Building Act 1989](#)

For the purposes of section 4.17(11) of the *Act*, the following conditions are prescribed in relation to a development consent for development that involves any building work:

- a) that the work must be carried out in accordance with the requirements of the Building Code of Australia,
- b) in the case of residential building work for which the [Home Building Act 1989](#) requires there to be a contract of insurance in force in accordance with Part 6 of that Act, that such a contract of insurance is in force before any building work authorised to be carried out by the consent commences.

This condition does not apply:

- a) to the extent to which an exemption is in force under the *Home Building Regulation 2004*, or
- b) to the erection of a temporary building.

In this condition, a reference to the BCA is a reference to that code as in force on the date the application for the relevant Construction Certificate is made.

**Note:** This condition must be satisfied prior to commencement of any work in relation to the contract of insurance under the *Home Building Act 1989*. This condition also has effect during the carrying out of all building work with respect to compliance with the Building Code of Australia.

**Note:** All new guttering is to comply with the provisions of Part 3.5.2 of the Building Code of Australia.

## D.2 Dilapidation Reports for existing buildings

Dilapidation surveys and dilapidation reports shall be conducted and prepared by a *professional engineer* (structural) for all buildings and/or structures that are located within the likely “zone of influence” of any excavation, dewatering and/or construction induced vibration as determined applicable by a Structural Engineer.

These properties to be assessed by the Structural Engineer must include (but is not limited to):

No. 3 Benelong Crescent  
No. 48-50 Birriga Road  
No. 46 Birriga Road  
No. 44 Birriga Road

All required dilapidation reports must be completed and submitted to the *Certifying Authority* with a copy submitted to Council with the *Notice of Commencement* prior to the commencement of any *development work*.

Where excavation of the site will extend below the level of any immediately adjoining building the *principal contractor* or *owner builder* must give the adjoining building owner(s) a copy of the dilapidation report for their building(s) and a copy of the *notice of commencement* required by S81A(2) of the *Act* not less than two (2) days prior to the commencement of any work.

**Note:** The reasons for this condition are:

- To provide a record of the condition of buildings prior to development being carried out
- To encourage developers and its contractors to use construction techniques that will minimise the risk of damage to buildings on neighbouring land

Also refer to the Dilapidation Report Advising for more information regarding this condition

## D.3 Adjoining Buildings Founded on Loose Foundation Materials

The Principal Contractor must ensure that a professional engineer determines the possibility of any adjoining buildings founded on loose foundation materials being affected by piling, piers or excavation. The professional engineer (geotechnical consultant) must assess the requirements for underpinning any adjoining or adjacent buildings founded on such soil on a case by case basis and the Principal Contractor must comply with any reasonable direction of the professional engineer.

**Note:** A failure by contractors to adequately assess and seek professional engineering (geotechnical) advice to ensure that appropriate underpinning and support to adjoining land is maintained prior to commencement may result in damage to adjoining land and buildings. Such contractors are likely to be held responsible for any damages arising from the removal of any support to supported land as defined by section 177 of the *Conveyancing Act 1919*.

#### D.4 Works (Construction) Zone – Approval and Implementation

A Works Zone may be required for this development. The Principal Contractor or Owner can apply for a works zone. If the works zone is approved the Principal Contractor or Owner must pay all fees for this Works Zone before it can be installed.

The Principal Contractor must pay all fees associated with the application and occupation and use of the road as a Works Zone. All Works Zone signs must have been erected by Council to permit enforcement of the Works Zone by Council's Rangers and NSW Police before commencement of any work. Signs are not erected until full payment of works zone fees.

**Note:** The Principal Contractor or Owner must allow not less than four to six weeks (for routine applications) from the date of making an application to the Traffic Committee (Woollahra Local Traffic Committee) constituted under the clause 22 of the *Transport Administration (General) Regulation 2000* to exercise those functions delegated by the Roads and Maritime Services under section 50 of the *Transport Administration Act 1988*.

**Note:** The enforcement of the works zone is at the discretion of Council's Rangers and the NSW Police Service. The Principal Contractor must report any breach of the works zone to either Council or the NSW Police Service.

#### D.5 Erosion and Sediment Controls – Installation

The Principal Contractor or Owner-builder must install and maintain water pollution, erosion and sedimentation controls in accordance with:

- a) The Soil and Water Management Plan if required under this consent;
- b) “*Do it Right On Site, Soil and Water Management for the Construction Industry*” published by the Southern Sydney Regional Organisation of Councils, 2001; and
- c) “*Managing Urban Stormwater - Soils and Construction*” 2004 published by the NSW Government (*The Blue Book*).

Where there is any conflict *The Blue Book* takes precedence.

**Note:** The International Erosion Control Association – Australasia ([www.austieca.com.au/](http://www.austieca.com.au/)) lists consultant experts who can assist in ensuring compliance with this condition. Where Soil and Water Management Plan is required for larger projects it is recommended that this be produced by a member of the International Erosion Control Association – Australasia.

**Note:** The “Do it Right On Site, Soil and Water Management for the Construction Industry” publication can be downloaded from [www.woollahra.nsw.gov.au](http://www.woollahra.nsw.gov.au) and *The Blue Book* is available at [www.environment.nsw.gov.au/stormwater/publications.htm](http://www.environment.nsw.gov.au/stormwater/publications.htm)

**Note:** A failure to comply with this condition may result in penalty infringement notices, prosecution, notices and orders under the *Act* and/or the *Protection of the Environment Operations Act 1997* **without any further warning**. It is a criminal offence to cause, permit or allow pollution.

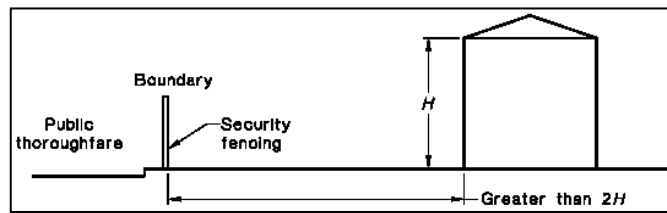
**Note:** Section 257 of the *Protection of the Environment Operations Act 1997* provides inter alia that “the occupier of premises at or from which any pollution occurs is taken to have caused the pollution”

**Warning:** Irrespective of this condition any person occupying the site may be subject to proceedings under the *Protection of the Environment Operations Act 1997* where pollution is caused, permitted or allowed as the result of their occupation of the land being developed.

#### D.6 Security Fencing, Hoarding and Overhead Protection

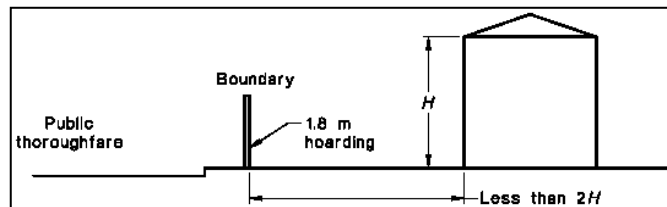
Security fencing must be provided around the perimeter of the development site, including any additional precautionary measures taken to prevent unauthorised entry to

the site at all times during the demolition, excavation and construction period. Security fencing must be the equivalent 1.8m high chain wire as specified in AS 1725.



### Type A Hoarding

Where the development site adjoins a public thoroughfare, the common boundary between them must be fenced for its full length with a hoarding, unless the least horizontal distance between the common boundary and the nearest parts of the structure is greater than twice the height of the structure. The hoarding must be constructed of solid materials (chain wire or the like is not acceptable) to a height of not less than 1.8m adjacent to the thoroughfare.



### Type B Hoarding

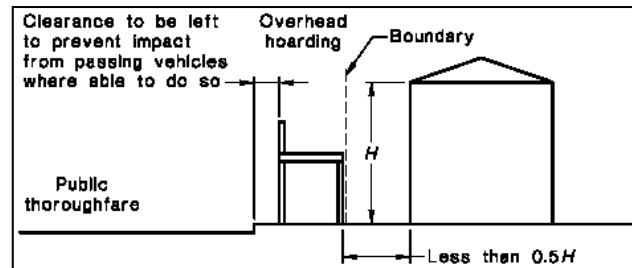
Where a development site adjoins a public thoroughfare with a footpath alongside the common boundary then, in addition to the hoarding required above, the footpath must be covered by an overhead protective structure and the facing facade protected by heavy-duty scaffolding, unless either:

- the vertical height above footpath level of the structure being demolished is less than 4.0m; or
- the least horizontal distance between footpath and the nearest part of the structure is greater than half the height of the structure.

The overhead structure must consist of a horizontal platform of solid construction and vertical supports, and the platform must:

- extend from the common boundary to 200mm from the edge of the carriageway for the full length of the boundary,
- have a clear height above the footpath of not less than 2.1m,
- terminate 200mm from the edge of the carriageway (clearance to be left to prevent impact from passing vehicles) with a continuous solid upstand projecting not less than 0.5m above the platform surface, and
- together with its supports, be designed for a uniformly distributed live load of not less than 7 kPa.





The Principal Contractor or Owner-builder must ensure that overhead protective structures are installed and maintained in accordance with the NSW “*Code of Practice - Overhead Protective Structures 1995*”. This is code available at [www.safework.nsw.gov.au/data/assets/pdf\\_file/0008/52883/Overhead-protective-structures-Code-of-practice.pdf](http://www.safework.nsw.gov.au/data/assets/pdf_file/0008/52883/Overhead-protective-structures-Code-of-practice.pdf)

### All Hoardings

Security fencing, hoarding and overhead protective structure must not obstruct access to utilities services including but not limited to man holes, pits, stop valves, fire hydrants or the like.

### Hoardings on Public Land

The Principal Contractor or Owner-builder must pay all fees associated with the application and occupation and use of the road (footway) for required hoarding or overhead protection.

A creative hoarding (i.e. an approved artwork or historic image affixed to the hoarding) is required if the hoarding meets the criteria in Council’s Creative Hoardings Policy (adopted March 2020). The cost of printing and affixing the creative hoarding is the responsibility of the Principal Contractor or Owner-builder. The Creative Hoardings Policy can be downloaded from Council’s website [www.woollahra.nsw.gov.au](http://www.woollahra.nsw.gov.au)

**Note:** The Principal Contractor or Owner must allow not less than two (2) weeks from the date of making a hoarding application for determination. Any approval for a hoarding or overhead protection under the *Roads Act 1993* will be subject to its own conditions and fees.

**Note:** Council seeks to increase public art in the public domain by requiring artwork or historic images on hoardings located on public land. Under the Creative Hoardings Policy an application for a hoarding proposed on public land will require an approved artwork or historic image affixed to the hoarding if the hoarding meets the criteria in section 3 of the Policy:

- A. Hoardings proposed on land zoned B2 Local Centre, or B4 Mixed Use, or SP2 Infrastructure under Woollahra Local Environmental Plan 2014 AND erected for 8 weeks or more  
OR
- B. Hoardings proposed on land located along a State classified road (regardless of the zone) AND erected for 8 weeks or more  
OR
- C. Hoardings proposed in any other location than that referred to in A. and B. above AND erected for 12 weeks or more, except where:
  - i. the capital investment value of the work to which the hoarding relates is less than \$1 million  
OR
  - ii. the land is zoned R2 Low Density Residential  
OR
  - iii. the land is zoned R3 Medium Density Residential and the hoarding located in a lane or street that does not have through traffic (eg a cul-de-sac or no through road).



Artwork and historic images for the hoardings are assessed and approved in accordance with the Creative Hoardings Policy. Details of the artwork or images proposed to be affixed to the hoardings must be submitted with Council's form "Application for a permit to use a footpath for the erection of a hoarding/scaffolding".

The Creative Hoardings Policy can be downloaded from [www.woollahra.nsw.gov.au](http://www.woollahra.nsw.gov.au) or for more information contact Council's Cultural Development Team.

## D.7 Site Signs

The Principal Contractor or Owner-builder must ensure that the sign/s required by clauses 98A and 227A of the *Regulation* is/are erected and maintained at all times.

Clause 98A of the *Regulation* provides:

### ***Erection of signs***

- For the purposes of section 4.17(11) of the *Act*, the requirements of subclauses (2) and (3) are prescribed as conditions of a development consent for development that involves any building work, subdivision work or demolition work.
- A sign must be erected in a prominent position on any site on which building work, subdivision work or demolition work is being carried out:
  - a. showing the name, address and telephone number of the Principal Certifier for the work, and
  - b. showing the name of the principal contractor (if any) for any building work and a telephone number on which that person may be contacted outside working hours, and
  - c. stating that unauthorised entry to the work site is prohibited.
- Any such sign is to be maintained while the building work, subdivision work or demolition work is being carried out, but must be removed when the work has been completed.
- This clause does not apply in relation to building work, subdivision work or demolition work that is carried out inside an existing building that does not affect the external walls of the building.
- This clause does not apply in relation to Crown building work that is certified, in accordance with section 6.28 of the *Act*, to comply with the Building Code of Australia.

Clause 227A of the *Regulation* provides:

### ***Signs on development sites***

If there is a person who is the Principal Certifier or the Principal Contractor for any building work, subdivision work or demolition work authorised to be carried out on a site by a development consent or complying development certificate:

- Each such person MUST ensure that a rigid and durable sign showing the person's identifying particulars so that they can be read easily by anyone in any public road or other public place adjacent to the site is erected in a prominent position on the site before the commencement of work, and is maintained on the site at all times while this clause applies until the work has been carried out.

**Note:** Clause 227A imposes a penalty exceeding \$1,000 if these requirements are not complied with.

**Note:** If Council is appointed as the Principal Certifier it will provide the sign to the Principal Contractor or Owner-builder who must ensure that the sign is erected and maintained as required by clause 98A and clause 227A of the *Regulation*.

## D.8 Toilet Facilities

Toilet facilities are to be provided, at or in the vicinity of the work site on which work involved in the erection or demolition of a building is being carried out, at the rate of one toilet for every 20 persons or part of 20 persons employed at the site.

Each toilet provided:

- a) must be a standard flushing toilet, and
- b) must be connected to a public sewer, or

- c) if connection to a public sewer is not practicable, to an accredited sewage management facility approved by the Council, or
- d) if connection to a public sewer or an accredited sewage management facility is not practicable, to some other sewage management facility approved by the Council.

The provision of toilet facilities in accordance with this condition must be completed before any other work is commenced.

In this condition:

**accredited sewage management facility** means a sewage management facility to which Division 4A of Part 3 of the *Local Government (Approvals) Regulation 1993* applies, being a sewage management facility that is installed or constructed to a design or plan the subject of a certificate of accreditation referred to in clause 95B of the *Local Government (Approvals) Regulation 1993*.

**approved by the Council** means the subject of an approval in force under Division 1 of Part 3 of the *Local Government (Approvals) Regulation 1993*.

**public sewer** has the same meaning as it has in the *Local Government (Approvals) Regulation 1993*.

**sewage management facility** has the same meaning as it has in the *Local Government (Approvals) Regulation 1993*.

**Note:** This condition does not set aside the requirement to comply with SafeWork NSW requirements.

#### **D.9 Building - Construction Certificate, Appointment of Principal Certifier, Appointment of Principal Contractor and Notice of Commencement (Part 6, Division 6.3 of the Act)**

The erection of the building in accordance with this development consent must not be commenced until:

- a) A Construction Certificate for the building work has been issued by the consent authority, the Council (if the Council is not the consent authority) or an accredited Certifier, and
- b) The person having the benefit of the development consent has:
  - appointed a Principal Certifier for the building work, and
  - notified the Principal Certifier that the person will carry out the building work as an Owner-builder, if that is the case, and
- c) The Principal Certifier has, no later than 2 days before the building work commences:
  - notified the consent authority and the Council (if the Council is not the consent authority) of his or her appointment, and
  - notified the person having the benefit of the development consent of any critical stage inspections and other inspections that are to be carried out in respect of the building work, and
- d) The person having the benefit of the development consent, if not carrying out the work as an Owner-builder, has:
  - appointed a Principal Contractor for the building work who must be the holder of a contractor licence if any residential building work is involved, and
  - notified the Principal Certifier of any such appointment, and
  - unless that person is the Principal Contractor, notified the Principal Contractor of any critical stage inspections and other inspections that are to be carried out in respect of the building work, and

- given at least 2 days' notice to the Council of the person's intention to commence the erection of the building.

**Note:** *building* has the same meaning as in section 1.4 of the *Act* and includes part of a building and any structure or part of a structure.

**Note:** *new building* has the same meaning as in section 6.1 of the *Act* and includes an altered portion of, or an extension to, an existing building.

**Note:** The commencement of demolition works associated with an altered portion of, or an extension to, an existing building is considered to be the commencement of building work requiring compliance with section 6.6(2) of the *Act* (including the need for a Construction Certificate) prior to any demolition work. See: *Over our Dead Body Society Inc v Byron Bay Community Association Inc* [2001] NSWLEC 125.

**Note:** Construction Certificate Application, PC Service Agreement and Notice of Commencement forms can be downloaded from Council's website [www.woollahra.nsw.gov.au](http://www.woollahra.nsw.gov.au)

**Note:** It is an offence for any person to carry out the erection of a *building* in breach of this condition and in breach of section 6.6(2) of the *Act*.

#### D.10 Notification of Home Building Act 1989 requirements

- a) For the purposes of section 4.17(11) of the *Act*, the requirements of this condition are prescribed as conditions of a development consent for development that involves any residential building work within the meaning of the Home Building Act 1989.
- b) Residential building work within the meaning of the Home Building Act 1989 must not be carried out unless the Principal Certifier for the development to which the work relates (not being the Council) has given the Council written notice of the following information:
  - In the case of work for which a Principal Contractor is required to be appointed:
    - the name and licence number of the Principal Contractor, and
    - the name of the insurer by which the work is insured under Part 6 of that Act,
  - In the case of work to be done by an Owner-builder:
    - the name of the Owner-builder, and
    - if the Owner-builder is required to hold an Owner-builder permit under that Act, the number of the Owner-builder permit.
- c) If arrangements for doing the residential building work are changed while the work is in progress so that the information notified under subclause (2) becomes out of date, further work must not be carried out unless the Principal Certifier for the development to which the work relates (not being the Council) has given the Council written notice of the updated information.
- d) This clause does not apply in relation to Crown building work that is certified, in accordance with section 6.28 of the *Act*, to comply with the Building Code of Australia.

#### D.11 Establishment of Boundary Location, Building Location and Datum

Prior to the commencement of any work the Principal Contractor or Owner-builder must ensure that a surveyor registered under the *Surveying and Spatial Information Act 2002* sets out:

- a) the boundaries of the site by permanent marks (including permanent recovery points),

- b) the location and level of foundation excavations, footings, walls and slabs by permanent marks, pegs or profiles relative to the boundaries of the land and relative to Australian Height Datum (AHD) in compliance with the approved plans,
- c) establishes a permanent datum point (bench mark) within the boundaries of the site relative to AHD, and
- d) provides a copy of a survey report by the registered surveyor detailing, the title boundaries, pegs/profiles, recovery points and bench mark locations as established pursuant to this condition to the Principal Certifier.

**Note:** Where the Principal Contractor or Owner-builder notes any discrepancy between the approved development consent and the Construction Certificate, especially in relation to the height, location or external configuration of the building (but not limited to these issues) the Principal Contractor or Owner-builder should not proceed until satisfied that the variations as shown are consistent with the consent. Failure to do so may result in a breach of development consent.

**Note:** On larger developments, or where boundary redefinition is required, the placement of new State Survey Marks as permanent marks should be considered by the registered surveyor.

## **D.12 Construction Management Plan**

As a result of the site constraints, limited space and access a Construction Management Plan (CMP) is to be submitted to Council. Also, due to lack of on-street parking a Work Zone may be required during construction.

The Principal Contractor or Owner must submit an application for approval of the CMP by Council's Traffic Engineer and pay all fees associated with the application.

The CMP must be submitted as a self-contained document that outlines the nature of the construction project and as applicable, include the following information:

- a) Detail the scope of the works to be completed including details of the various stages, e.g. demolition, excavation, construction etc. and the duration of each stage.
- b) Identify local traffic routes to be used by construction vehicles.
- c) Identify ways to manage construction works to address impacts on local traffic routes.
- d) Identify other developments that may be occurring in the area and identify ways to minimise the cumulative traffic impact of these developments. Should other developments be occurring in close proximity (500m or in the same street) to the subject site, the developer/builder is to liaise fortnightly with the other developers/builders undertaking work in the area in order to minimise the cumulative traffic and parking impacts of the developments.
- e) Detail how construction workers will travel to and from the site and parking arrangements for those that drive.
- f) Identify any proposed road closures, temporary traffic routes, loss of pedestrian or cyclist access or reversing manoeuvres onto a public road and provide Traffic Control Plans (TCPs) prepared by an accredited RMS Red or Orange card holder to manage these temporary changes.
- g) Detail the size (including dimensions), numbers and frequency of arrival of the construction vehicles that will service the site for each stage of works.
- h) Provide for the standing of vehicles during construction.

- i) If construction vehicles are to be accommodated on the site, provide a scaled drawing showing where these vehicles will stand and the vehicle swept path to show that these vehicles can access and egress the site in a forward direction (including dimensions and all adjacent traffic control devices, such as parking restrictions, pedestrian facilities, kerb extensions, etc.).
- j) If trucks are to be accommodated on Council property, provide a scaled drawing showing the location of any proposed Works Zone (including dimensions and all adjacent traffic control devices, such as parking restrictions, pedestrian facilities, kerb extensions, etc.).
- k) Show the location of any site sheds and any anticipated use of cranes and concrete pumps and identify the relevant permits that will be required.
- l) If a crane/s are to be accommodated on site, detail how the crane/s will be erected and removed, including the location, number and size of vehicles involved in the erection/removal of the crane/s, the duration of the operation and the proposed day and times, any full or partial road closures required to erect or remove the crane/s and appropriate Traffic Control Plans (TCPs) prepared by an approved RMS Red or Orange Card holder.
- m) Make provision for all materials, plant, etc. to be stored within the development site at all times during construction.
- n) State that any oversized vehicles proposed to operate on Council property (including Council approved Works Zones) will attain a Permit to Stand Plant on each occasion (Note: oversized vehicles are vehicles longer than 7.5m or heavier than 4.5T.)
- o) Show the location of any proposed excavation and estimated volumes.
- p) When demolition, excavation and construction works are to be undertaken on school days, all vehicular movements associated with this work shall only be undertaken between the hours of 9.30am and 2.30pm, in order to minimise disruption to the traffic network during school pick up and drop off times.
- q) Show the location of all Tree Protection (Exclusion) zones (Note: storage of building materials or access through Reserve will not be permitted without prior approval by Council).

**Note:** A minimum of eight weeks will be required for assessment. Work must not commence until the Construction Management Plan is approved. Failure to comply with this condition may result in fines and proceedings to stop work.  
Standard Condition: D9 (Autotext: DD9)

## **E. Conditions which must be satisfied during any development work**

### **E.1 Compliance with BCA and Insurance Requirements under the [Home Building Act 1989](#)**

For the purposes of section 4.17(11) of the *Act*, the following condition is prescribed in relation to a development consent for development that involves any building work:

- a) that the work must be carried out in accordance with the requirements of the Building Code of Australia (BCA),
- b) in the case of residential building work for which the [Home Building Act 1989](#) requires there to be a contract of insurance in force in accordance with Part 6 of that Act, that such a contract of insurance is in force before any building work authorised to be carried out by the consent commences.

This condition does not apply:

- a) to the extent to which an exemption is in force under clause 187 or 188, subject to the terms of any condition or requirement referred to in clause 187 (6) or 188 (4) of the *Regulation*, or
- b) to the erection of a temporary building.

In this clause, a reference to the BCA is a reference to that Code as in force on the date the application for the relevant Construction Certificate is made.

**Note:** All new guttering is to comply with the provisions of Part 3.5.2 of the Building Code of Australia.

## E.2 Public Footpaths – Safety, Access and Maintenance

The Principal Contractor or Owner-builder and any other person acting with the benefit of this consent must:

- a) Not erect or maintain any gate or fence swing out or encroaching upon the road or the footway.
- b) Not use the road or footway for the storage of any article, material, matter, waste or thing.
- c) Not use the road or footway for any *work*.
- d) Keep the road and footway in good repair free of any trip hazard or obstruction.
- e) Not stand any plant and equipment upon the road or footway.
- f) Provide a clear safe pedestrian route a minimum of 1.5m wide.
- g) Protect heritage listed street name inlays in the footpath which are not to be removed or damaged during development.

This condition does not apply to the extent that a permit or approval exists under the section 148B of the *Road Transport Act 2013*, section 138 of the *Roads Act 1993* or section 68 of the *Local Government Act 1993* except that at all time compliance is required with:

- a) Australian Standard AS 1742 (Set): *Manual of uniform traffic control devices* and all relevant parts of this set of standards.
- b) Australian Road Rules.

**Note:** Section 73 of the *Road Transport (Safety and Traffic Management) Act 1999* allows the NSW Police to close any road or road related area to traffic during any temporary obstruction or danger to traffic or for any temporary purpose.

**Note:** Section 138 of the *Roads Act 1993* provides that a person must not:

- erect a structure or carry out a work in, on or over a public road, or
- dig up or disturb the surface of a public road, or
- remove or interfere with a structure, work or tree on a public road, or
- pump water into a public road from any land adjoining the road, or
- connect a road (whether public or private) to a classified road, otherwise than with the consent of the appropriate roads authority.

**Note:** Section 68 of the *Local Government Act 1993* provides that a person may carry out certain activities only with the prior approval of the Council including:

- Part C Management of waste:
  - a. For fee or reward, transport waste over or under a public place
  - b. Place waste in a public place
  - c. Place a waste storage container in a public place.
- Part E Public roads:
  - a. Swing or hoist goods across or over any part of a public road by means of a lift, hoist or tackle projecting over the footway

- b. Expose or allow to be exposed (whether for sale or otherwise) any article in or on or so as to overhang any part of the road or outside a shop window or doorway abutting the road, or hang an article beneath an awning over the road.

### **E.3 Maintenance of Environmental Controls**

The Principal Contractor or Owner-builder must ensure that the following monitoring, measures and controls are maintained:

- a) erosion and sediment controls,
- b) dust controls,
- c) dewatering discharges,
- d) noise controls,
- e) vibration monitoring and controls,
- f) ablutions.

### **E.4 Compliance with Geotechnical / Hydrogeological Monitoring Program**

Excavation must be undertaken in accordance with the recommendations of the Geotechnical / Hydrogeological Monitoring Program and any oral or written direction of the supervising professional engineer.

The Principal Contractor and any sub-contractor must strictly follow the Geotechnical / Hydrogeological Monitoring Program for the development including, but not limited to:

- a) the location and type of monitoring systems to be utilised,
- b) recommended hold points to allow for inspection and certification of geotechnical and hydrogeological measures by the professional engineer, and
- c) the contingency plan.

**Note:** The consent authority cannot require that the author of the geotechnical/hydrogeological report submitted with the development application to be appointed as the professional engineer supervising the work however, it is the Council's recommendation that the author of the report be retained during the construction stage.

### **E.5 Support of Adjoining Land and Buildings**

A person must not do anything on or in relation to the site (the supporting land) that removes the support provided by the supporting land to any other land (the supported land) or building (the supported building).

For the purposes of this condition, supporting land includes the natural surface of the site, the subsoil of the site, any water beneath the site, and any part of the site that has been reclaimed.

**Note:** This condition does not authorise any trespass or encroachment upon any adjoining or supported land or building whether private or public. Where any underpinning, shoring, soil anchoring (temporary or permanent) or the like is considered necessary upon any adjoining or supported land by any person the Principal Contractor or Owner-builder must obtain:

- a. the consent of the owners of such adjoining or supported land to trespass or encroach, or
- b. an access order under the *Access to Neighbouring Land Act 2000*, or
- c. an easement under section 88K of the *Conveyancing Act 1919*, or
- d. an easement under section 40 of the *Land and Environment Court Act 1979* as appropriate.

**Note:** Section 177 of the *Conveyancing Act 1919* creates a statutory duty of care in relation to support of land. Accordingly, a person has a duty of care not to do anything on or in relation to land being

developed (the supporting land) that removes the support provided by the supporting land to any other adjoining land (the supported land).

**Note:** Clause 20 of the *Roads Regulation 2008* prohibits excavation in the vicinity of roads as follows: “**Excavations adjacent to road** - A person must not excavate land in the vicinity of a road if the excavation is capable of causing damage to the road (such as by way of subsidence) or to any work or structure on the road.” Separate approval is required under the *Roads Act 1993* for any underpinning, shoring, soil anchoring (temporary) or the like within or under any road. Council will not give approval to permanent underpinning, shoring, soil anchoring within or under any road.

**Note:** The encroachment of work or the like is a civil matter of trespass or encroachment and Council does not adjudicate or regulate such trespasses or encroachments except in relation to encroachments upon any road, public place, Crown land under Council’s care control or management, or any community or operational land as defined by the *Local Government Act 1993*.

## E.6 Vibration Monitoring

Vibration monitoring equipment must be installed and maintained, under the supervision of a professional engineer with expertise and experience in geotechnical engineering, between any potential source of vibration and any *building* identified by the professional engineer as being potentially at risk of movement or damage from settlement and/or vibration during the excavation and during the removal of any excavated material from the land being developed.

If vibration monitoring equipment detects any vibration at the level of the footings of any adjacent building exceeding the peak particle velocity adopted by the professional engineer as the maximum acceptable peak particle velocity an audible alarm must activate such that the Principal Contractor and any sub-contractor are easily alerted to the event.

Where any such alarm triggers all excavation works must cease immediately. Prior to the vibration monitoring equipment being reset by the professional engineer and any further work recommencing the event must be recorded and the cause of the event identified and documented by the professional engineer.

Where the event requires, in the opinion of the professional engineer, any change in work practices to ensure that vibration at the level of the footings of any adjacent building does not exceed the peak particle velocity adopted by the professional engineer as the maximum acceptable peak particle velocity these changes in work practices must be documented and a written direction given by the professional engineer to the Principal Contractor and any sub-contractor clearly setting out required work practice.

The Principal Contractor and any sub-contractor must comply with all work directions, verbal or written, given by the professional engineer.

A copy of any written direction required by this condition must be provided to the Principal Certifier within 24 hours of any event.

Where there is any movement in foundations such that damaged is occasioned to any adjoining *building* or such that there is any removal of support to *supported land* the professional engineer, Principal Contractor and any sub-contractor responsible for such



work must immediately cease all work, inform the owner of that *supported land* and take immediate action under the direction of the professional engineer to prevent any further damage and restore support to the *supported land*.

**Note:** *professional engineer* has the same mean as in clause A1.1 of the BCA.

**Note:** *building* has the same meaning as in section 1.4 of the *Act* i.e. “*building* includes part of a building and any structure or part of a structure....”

**Note:** *supported land* has the same meaning as in the *Conveyancing Act 1919*.

## E.7 Erosion and Sediment Controls – Maintenance

The Principal Contractor or Owner-builder must maintain water pollution, erosion and sedimentation controls in accordance with:

- a) the Soil and Water Management Plan required under this consent,
- b) “*Do it Right On Site, Soil and Water Management for the Construction Industry*” published by the Southern Sydney Regional Organisation of Councils, 2001, and
- c) “*Managing Urban Stormwater - Soils and Construction*” 2004 published by the NSW Government (*The Blue Book*).

Where there is any conflict *The Blue Book* takes precedence.



**Note:** A failure to comply with this condition may result in penalty infringement notices, prosecution, notices and orders under the *Act* and/or the *Protection of the Environment Operations Act 1997* without any further warning. It is a criminal offence to cause, permit or allow pollution.

**Note:** Section 257 of the *Protection of the Environment Operations Act 1997* provides that “the occupier of premises at or from which any pollution occurs is taken to have caused the pollution”.

**Warning:** Irrespective of this condition any person occupying the site may be subject to proceedings under the *Protection of the Environment Operations Act 1997* where pollution is caused, permitted or allowed as the result of the occupation of the land being developed whether or not they actually cause the pollution.

## E.8 Disposal of Site Water During Construction

The Principal Contractor or Owner-builder must ensure:

- a) Prior to pumping any water into the road or public stormwater system that approval is obtained from Council under section 138(1)(d) of the *Roads Act 1993*.
- b) That *water pollution*, as defined by the *Protection of the Environment Operations Act 1997*, does not occur as the result of the discharge to the road, public stormwater system or other place or any site water.
- c) That stormwater from any roof or other impervious areas is linked, via temporary downpipes and stormwater pipes, to a Council approved stormwater disposal system immediately upon completion of the roof installation or work creating other impervious areas.

**Note:** This condition has been imposed to ensure that adjoining and neighbouring land is not adversely affected by unreasonable overland flows of stormwater and that site water does not concentrate water such that they cause erosion and water pollution.

## **E.9 Site Cranes**

Site crane(s) and hoist(s) may be erected within the boundary of the land being developed subject to compliance with Australian Standards AS 1418, AS 2549 and AS 2550 and all relevant parts to these standards.

Cranes must not swing or hoist over any public place unless the Principal Contractor or Owner-builder have the relevant approval under the *Local Government Act 1993*, *Crown Lands Act 1989* or *Roads Act 1993*.

The crane must not be illuminated outside approved working hours other than in relation to safety beacons required by the Civil Aviation Safety Authority under the *Civil Aviation Act 1988 (Cth)*.

No illuminated sign(s) must be erected upon or displayed upon any site crane.

**Note:** Where it is proposed to swing a crane over a public place the Principal Contractor or Owner-builder must make a separate application to Council under section 68 of the *Local Government Act 1993* and obtain activity approval from Council prior to swinging or hoisting over the public place.

**Note:** Where it is proposed to swing a crane over private land the consent of the owner of that private land is required. Alternatively, the Principal Contractor or Owner-builder must obtain an access order under the *Access to Neighbouring Land Act 2000* or easement under section 88K of the *Conveyancing Act 1919* or section 40 of the *Land and Environment Court Act 1979* as appropriate. The encroachment of cranes or the like is a civil matter of trespass and encroachment. Council does not adjudicate or regulate such trespasses or encroachments.

## **E.10 Check Surveys - boundary location, building location, building height, stormwater drainage system and flood protection measures relative to Australian Height Datum**

The Principal Contractor or Owner-builder must ensure that a registered surveyor carries out check surveys and provides survey certificates confirming the location of the building(s), ancillary works, flood protection works and the stormwater drainage system relative to the boundaries of the site and that the height of buildings, ancillary works, flood protection works and the stormwater drainage system relative to Australian Height Datum complies with this consent at the following critical stages.

The Principal Contractor or Owner-builder must ensure that work must not proceed beyond each of the following critical stages until compliance has been demonstrated to the Principal Certifier's satisfaction:

- a) Upon the completion of foundation walls prior to the laying of any floor or the pouring of any floor slab and generally at damp proof course level.
- b) Upon the completion of formwork for floor slabs prior to the laying of any floor or the pouring of any concrete and generally at each storey.
- c) Upon the completion of formwork or framework for the roof(s) prior to the laying of any roofing or the pouring of any concrete roof.

- d) Upon the completion of formwork and steel fixing prior to pouring of any concrete for any ancillary structure, flood protection work, swimming pool or spa pool or the like.
- e) Upon the completion of formwork and steel fixing prior to pouring of any concrete for driveways showing transitions and crest thresholds confirming that driveway levels match Council approved driveway crossing levels and minimum flood levels.
- f) Stormwater drainage Systems prior to back filling over pipes confirming location, height and capacity of works.
- g) Flood protection measures are in place confirming location, height and capacity.

**Note:** This condition has been imposed to ensure that development occurs in the location and at the height approved under this consent. This is critical to ensure that building are constructed to minimum heights for flood protection and maximum heights to protect views and the amenity of neighbours.

#### **E.11 Compliance with Council's Specification for Roadworks, Drainage and Miscellaneous Works, Road Works and, Work within the Road and Footway**

All work carried out on assets which are under Council ownership or will revert to the ownership, care, control or management of Council in connection with the *development* to which this consent relates must comply with Council's *Specification for Roadworks, Drainage and Miscellaneous Works* (2012).

The Owner, Principal Contractor or Owner-builder must meet all costs associated with such works.

This condition does not set aside the need to obtain relevant approvals under the *Roads Act 1993* or *Local Government Act 1993* for works within roads and other public places.

**Note:** A copy of Council's *Specification for Roadworks, Drainage and Miscellaneous Works* can be downloaded from Council's website [www.woollahra.nsw.gov.au](http://www.woollahra.nsw.gov.au)

#### **E.12 Hours of Work –Amenity of the Neighbourhood**

- a) No *work* must take place on any Sunday or public holiday.
- b) No *work* must take place before 7am or after 5pm any weekday.
- c) No *work* must take place before 7am or after 1pm any Saturday.
- d) The following *work* **must not** take place before 9am or after 4pm any weekday, or before 9am or after 1pm any Saturday or at any time on a Sunday or public holiday:
  - (i) piling,
  - (ii) piercing,
  - (iii) rock or concrete cutting, boring or drilling,
  - (iv) rock breaking,
  - (v) rock sawing,
  - (vi) jack hammering, or
  - (vii) machine excavation.
- e) No loading or unloading of material or equipment associated with the activities listed in part d) above must take place before 9am or after 4pm any weekday, or

- before 9am or after 1pm any Saturday or at any time on a Sunday or public holiday.
- f) No operation of any equipment associated with the activities listed in part d) above must take place before 9am or after 4pm any weekday, or before 9am or after 1pm any Saturday or at any time on a Sunday or public holiday.
  - g) No rock excavation being cutting, boring, drilling, breaking, sawing, jack hammering or bulk excavation of rock, must occur without a 15 minute break every hour.

This condition has been imposed to mitigate the impact of work upon the amenity of the neighbourhood. Impact of work includes, but is not limited to, noise, vibration, dust, odour, traffic and parking impacts.

**Note:** The use of noise and vibration generating plant and equipment and vehicular traffic, including trucks in particular, significantly degrade the amenity of neighbourhoods and more onerous restrictions apply to these activities. This more invasive work generally occurs during the foundation and bulk excavation stages of development. If you are in doubt as to whether or not a particular activity is considered to be subject to the more onerous requirement (9am to 4pm weekdays and 9am to 1pm Saturdays) please consult with Council.

**Note:** Each and every breach of this condition by any person may be subject to a separate penalty infringement notice or prosecution.

**Note:** The delivery and removal of plant, equipment and machinery associated with wide loads subject to RMS and NSW Police restrictions on their movement outside the approved hours of work will be considered on a case by case basis.

**Note:** Compliance with these hours of work does not affect the rights of any person to seek a remedy to offensive noise as defined by the *Protection of the Environment Operations Act 1997*, the *Protection of the Environment Operations (Noise Control) Regulation 2017*.

**Note:** NSW EPA Noise Guide is available at [www.epa.nsw.gov.au/noise/nglg.htm](http://www.epa.nsw.gov.au/noise/nglg.htm)

### E.13 Dust Mitigation

Dust mitigation must be implemented in accordance with “*Dust Control - Do it right on site*” published by the Southern Sydney Regional Organisation of Councils.

This generally requires:

- a) Dust screens to all hoardings and site fences.
- b) All stockpiles or loose materials to be covered when not being used.
- c) All equipment, where capable, being fitted with dust catchers.
- d) All loose materials being placed bags before placing into waste or skip bins.
- e) All waste and skip bins being kept covered when not being filled or emptied.
- f) The surface of excavation work being kept wet to minimise dust.
- g) Landscaping incorporating trees, dense shrubs and grass being implemented as soon as practically possible to minimise dust.

**Note:** “*Dust Control - Do it right on site*” can be downloaded from Council’s website [www.woollahra.nsw.gov.au](http://www.woollahra.nsw.gov.au) or obtained from Council’s office.

**Note:** Special precautions must be taken when removing asbestos or lead materials from development sites. Additional information can be obtained from [www.safework.nsw.gov.au](http://www.safework.nsw.gov.au) and [www.epa.nsw.gov.au](http://www.epa.nsw.gov.au). Other specific conditions and advice may apply.

**Note:** Demolition and construction activities may affect local air quality and contribute to urban air pollution. The causes are dust, smoke and fumes coming from equipment or activities, and airborne chemicals when spraying for pest management. Precautions must be taken to prevent air pollution.

#### E.14 Critical Stage Inspections

Critical stage inspections must be called for by the *principal contractor* or *owner builder* as required by the PCA, any PCA service agreement, the *Act* and the *Regulation*.

Work must not proceed beyond each critical stage until the PCA is satisfied that work is proceeding in accordance with this consent, the Construction Certificate(s) and the *Act*. *critical stage inspections* means the inspections prescribed by the *Regulations* for the purposes of section 109E(3)(d) of the *Act* or as required by the PCA and any PCA Service Agreement.

**Note:** The PCA may require inspections beyond mandatory critical stage inspections in order that the PCA be satisfied that work is proceeding in accordance with this consent.

**Note:** The PCA may, in addition to inspections, require the submission of *Compliance Certificates*, survey reports or evidence of suitability in accordance with Part A2.2 of the BCA in relation to any matter relevant to the development.

#### E.15 Placement and Use of Skip Bins

The Principal Contractor or Owner-builder must ensure that all waste storage containers, including but not limited to skip bins, must be stored within the site unless:

- a) Activity Approval has been issued by Council under section 68 of the *Local Government Act 1993* to place the waste storage container in a public place; and
- b) where located on the road it is located only in a positions where a vehicle may lawfully park in accordance with the Australian Road Rules.

**Note:** Waste storage containers must not be located on the footpath without a site specific activity approval. Where such site specific activity approval is granted a 1.5m wide clear path of travel is maintained free of any trip hazards.

#### E.16 Prohibition of Burning

There must be no burning of any waste or other materials. The burning of copper chrome arsenate (CCA) or pentachlorophenol (PCP) treated timber is prohibited in all parts of NSW. All burning is prohibited in the Woollahra local government area.

**Note:** Pursuant to the *Protection of the Environment Operations (Clean Air) Regulation 2010* all burning (including burning of vegetation and domestic waste) is prohibited except with approval. No approval is granted under this consent for any burning.

#### E.17 Site waste minimisation and management – Construction

In order to maximise resource recovery and minimise residual waste from construction activities:

- a) Arrange for the delivery of materials so that materials are delivered ‘as needed’ to prevent the degradation of materials through weathering and moisture damage
- b) Consider organising to return excess materials to the supplier or manufacturer

- c) Allocate an area for the storage of materials for use, recycling and disposal (considering slope, drainage, location of waterways, stormwater outlets and vegetation)
- d) Clearly 'signpost' the purpose and content of the storage areas
- e) Arrange contractors for the transport, processing and disposal of waste and recycling. Ensure that all contractors are aware of the legal requirements for disposing of waste.
- f) Promote separate collection bins or areas for the storage of residual waste
- g) implement measures to prevent damage by the elements, odour and health risks, and windborne litter
- h) Minimise site disturbance and limit unnecessary excavation
- i) Ensure that all waste is transported to a place that can lawfully be used as a waste facility
- j) Retain all records demonstrating lawful disposal of waste and keep them readily accessible for inspection by regulatory authorities such as council, Department of Environment and Climate Change (DECC) or WorkCover NSW.

### E.18 Asbestos Removal

All asbestos removal work must be carried out safely according to NSW work health and safety legislation.

Where hazardous material, including bonded or friable asbestos has been identified in accordance with condition B.1 above, and such material must be demolished, disturbed and subsequently removed, all such works must comply with the following criteria:

- a) Be undertaken by contractors who hold a current SafeWork NSW "demolition licence" and a current SafeWork NSW "Class A licence" for friable asbestos removal.
- b) Be carried out in accordance with the relevant SafeWork NSW codes of practice.
- c) No asbestos products may be reused on the site.
- d) No asbestos laden skip or bins shall be left in any public place.

**Note:** This condition is imposed to protect the health and safety of persons working on the site and the public

### E.19 Classification of Hazardous Waste

Prior to the exportation of hazardous waste (including hazardous fill or soil) from the site, the waste materials must be classified in accordance with the provision of the *Protection of the Environment Operations Act 1997* and the NSW EPA *Waste Classification Guidelines, Part1: Classifying Waste, 2014*.

**Note:** This condition is imposed to ensure that where hazardous waste will be removed from a site an asbestos licensed contractor can definitively determine where the waste may be legally taken for disposal.

**E.20 Disposal of Asbestos and Hazardous Waste**

Asbestos and hazardous waste, once classified in accordance with the conditions above must only be transported to waste facilities licensed to accept asbestos and appropriate classifications of hazardous waste.

**Note:** This condition is imposed to ensure that asbestos and other hazardous waste is disposed of lawfully under the *Protection of the Environment Operations Act 1997* and relevant NSW EPA requirements.

**E.21 [not used]****E.22 [not used]****E.23 Swimming and Spa Pools – Temporary Child Resistant Barriers and other Matters**

Temporary child-resistant barriers must be installed in compliance with the *Swimming Pools Act 1992* and Building Code of Australia where any swimming pool or spa pool, as defined by the *Swimming Pools Act 1992*, contains more than 300mm in depth of water at any time.

Permanent child-resistant barriers must be installed in compliance with the *Swimming Pools Act 1992* and the Building Code of Australia as soon as practical.

Backwash and any temporary dewatering from any swimming pool or spa pool as defined by the *Swimming Pools Act 1992* must be discharged to the sewer in compliance with clause 10.9 (Figure 10.2) of AS/NZS 3500.2.2:1996.

**Note:** This condition does not prevent Council from issuing an order pursuant to section 23 of the *Swimming Pool Act 1992* or taking such further action as necessary for a breach of this condition or the *Swimming Pools Act 1992*.

**E.24 Aboriginal Objects – Unexpected Findings**

If unexpected Aboriginal objects are found during the works covered by this approval, all work must cease immediately in the affected area(s) and the Department of Premier and Cabinet, Community Engagement, Heritage must be notified. Additional assessment and approval pursuant to the National Parks and Wildlife Act 1974 may be required prior to works continuing in the affected area(s) based on the nature of the discovery.

**Note:** The Definition of Aboriginal object as per the Woollahra Local Environmental Plan 2014: any deposit, object or other material evidence (not being a handicraft made for sale) relating to the Aboriginal habitation of an area of New South Wales, being habitation before or concurrent with (or both) the occupation of that area by persons of non-Aboriginal extraction, and includes Aboriginal remains.

## E.25 Tree Preservation

All persons must comply with Council's Development Control Plan (DCP) 2015, Chapter E.3 Tree Management other than where varied by this consent. The DCP applies to any tree with a height greater than 5 metres or a diameter spread of branches greater than 3 metres.

### General Protection Requirements

- a) The TPZ must be maintained during all development work unless otherwise specified within these conditions of consent.
- b) Excavation must cease where tree roots with a diameter exceeding 50mm are exposed. The *principal contractor* must procure an inspection of the exposed tree roots by an arborist with a minimum AQF Level 5 qualification. Excavation must only recommence with the implementation of the recommendations of the arborist.
- c) Where there is damage to any part of a tree the *principal contractor* must procure an inspection of the tree by a qualified arborist immediately. The *principal contractor* must immediately implement treatment as directed by the arborist. The arborist is to supply a detailed report to the appointed certifier.

**Note:** Trees must be pruned in accordance with *Australian Standard AS 4373 "Pruning of Amenity Trees"* and *WorkCover NSW Code of Practice Amenity Tree Industry*.

## E.26 Replacement/Supplementary trees which must be planted

Any replacement or supplementary tree shall be grown in accordance with Tree stock for landscape use (AS 2303:2018). The replacement tree shall be planted in a *deep soil landscaped area* and maintained in a healthy and vigorous condition. If the replacement tree is found to be faulty, damaged, dying or dead before it attains a size whereby it is protected by Council's Tree Preservation Order, it must be replaced with another of the same species which complies with the criteria outlined below.

Species/Type	Planting/Location	Container Size/Size of Tree (at planting)	Minimum Dimensions at Maturity (metres)
1 x <i>Caesalpinia ferrea</i> (Leopard Tree)	As per Landscape Plan	75L	8 x 8
8 x <i>Howea forsteriana</i> (Kentia Palm)		45L	7 x 3

The project arborist shall document compliance with the above condition.

## E.27 Paving in the vicinity of trees

Paving works within the specified radius from the trunks of the following trees shall be constructed in such a way as to ensure that the existing moisture infiltration and gaseous exchange to the tree root system are maintained. When preparing an area for paving within the specified radius the soil surface shall not be skimmed. The new surface shall be established above the former ground level.



Council Ref No.	Species	Location	Radius from centre of trunk (metres)
8	<i>Melaleuca quinquenervia</i> (Broadleaf Paperbark)	Rear garden	4
9	<i>Melaleuca quinquenervia</i> (Broadleaf Paperbark)	Rear garden	3
10	<i>Melaleuca quinquenervia</i> (Broadleaf Paperbark)	Rear garden	3

Paving works are to be designed in consultation with a qualified Arborist (minimum qualification of Australian Qualification Framework Level 5 or recognised equivalent) and are to utilise such measures as semiporous material.

The project arborist shall document compliance with the above condition.

#### E.28 Level changes in the vicinity of trees

No level changes shall occur within the specified radius from the trunks of the following trees.

Council Ref No.	Species	Location	Radius from centre of trunk (metres)
8	<i>Melaleuca quinquenervia</i> (Broadleaf Paperbark)	Rear garden	4
9	<i>Melaleuca quinquenervia</i> (Broadleaf Paperbark)	Rear garden	3
10	<i>Melaleuca quinquenervia</i> (Broadleaf Paperbark)	Rear garden	3

The project arborist shall document compliance with the above condition.

#### E.29 Hand excavation within tree root zones

Excavation undertaken within the specified radius from the trunks of the following trees shall be hand dug.

Council Ref No.	Species	Location	Radius from centre of trunk (metres)
8	<i>Melaleuca quinquenervia</i> (Broadleaf Paperbark)	Rear garden	4
9	<i>Melaleuca quinquenervia</i> (Broadleaf Paperbark)	Rear garden	3
10	<i>Melaleuca quinquenervia</i> (Broadleaf Paperbark)	Rear garden	3

Small hand tools such as mattocks or using compressed air or water jetting only shall be used. Roots with a diameter equal to or in excess of 50mm shall not be severed or damaged unless approved in writing by the project arborist.

Mechanical excavation is permitted beyond this radius when root pruning by hand along the perimeter line is completed. Exposed roots to be retained shall be covered with mulch or a geotextile fabric and kept in a moist condition and prevented from drying out.

All root pruning must be undertaken in accordance with the Australian Standard 4373 “Pruning of Amenity Trees” and carried out by a qualified Arborist (minimum qualification of Australian Qualification Framework Level 5 or recognised equivalent).

The project arborist shall document compliance with the above condition.

**F. Conditions which must be satisfied prior to any occupation or use of the building (Part 6 of the Act and Part 8 Division 3 of the Regulation)**

**F.1 Occupation Certificate (section 6.9 of the Act)**

A person must not commence occupation or use of the whole or any part of a new building (within the meaning of section 6.10 of the *Act*) unless an Occupation Certificate has been issued in relation to the building or part.

**Note:** New building includes an altered portion of, or an extension to, an existing building.

**F.2 Commissioning and Certification of Systems and Works**

The Principal Contractor or Owner-builder must submit to the satisfaction of the Principal Certifier works-as-executed (WAE) plans, Compliance Certificates and evidence of suitability in accordance with Part A2.2 of the BCA confirming that the works, as executed and as detailed, comply with the requirement of this consent, the *Act*, the *Regulations*, any relevant construction certificate, the BCA and relevant Australian Standards.

Works-as-executed plans, Compliance Certificates and evidence of suitability in accordance with Part A2.2 of the BCA must include but may not be limited to:

- a) Certification from the supervising professional engineer that the requirement of the Geotechnical/Hydrogeological conditions and report recommendations were implemented and satisfied during development work.
- b) All flood protection measures.
- c) All garage/car park/basement car park, driveways and access ramps comply with Australian Standard AS 2890.1: *Off-Street car parking*.
- d) All stormwater drainage and storage systems.
- e) All mechanical ventilation systems.
- f) All hydraulic systems.
- g) All structural work.
- h) All acoustic attenuation work.
- i) All waterproofing.
- j) Such further matters as the Principal Certifier may require.

**Note:** This condition has been imposed to ensure that systems and works as completed meet development standards as defined by the *Act*, comply with the BCA, comply with this consent and so that a public record of works as execute is maintained.

**Note:** The PC may require any number of WAE plans, certificates, or other evidence of suitability as necessary to confirm compliance with the *Act*, *Regulation*, development standards, BCA, and relevant Australia Standards. As a minimum WAE plans and certification is required for stormwater drainage and detention, mechanical ventilation work, hydraulic services (including but not limited to fire services).

**Note:** The PC must submit to Council, with any Occupation Certificate, copies of WAE plans, Compliance Certificates and evidence of suitability in accordance with Part A2.2 of the BCA upon which the PC has relied in issuing any Occupation Certificate.

### F.3 Commissioning and Certification of Public Infrastructure Works

The Principal Contractor or Owner-builder must submit, to the satisfaction of Council, certification from a professional engineer that all public infrastructure works have been executed in compliance with this consent and with Council's *Specification for Roadworks, Drainage and Miscellaneous Works* (2012).

The certification must be supported by closed circuit television / video inspection provided on DVD of all stormwater drainage together with works-as-executed engineering plans and a survey report detailing all finished reduced levels.

### F.4 Swimming and Spa Pools – Permanent Child Resistant Barriers and other Matters

Prior to filling any swimming pool, as defined by the *Swimming Pools Act 1992*:

- a) Permanent child-resistant barriers must be installed in compliance with the *Swimming Pools Act 1992* and the Building Code of Australia.
- b) The swimming pool must be registered in accordance with section 30B of the *Swimming Pools Act 1992* on the NSW Government Swimming Pool Register.
- c) The Principal Contractor or Owner must either obtain a certificate of compliance issued pursuant to section 22D of the *Swimming Pools Act 1992* or an appropriate Occupation Certificate authorising use of the swimming pool.
- d) Public pools must comply with the *NSW Health Public Swimming Pool and Spa Pool Guidelines* in force at that time and private pools are encouraged to comply with the same standards as applicable.
- e) Water recirculation and filtration systems must be installed in compliance with AS 1926.3-2010: *Swimming pool safety - Water recirculation systems*.

Backwash must be discharged to the sewer in compliance with clause 10.9 (Figure 10.2) of AS/NZS 3500.2.2:1996.

Water recirculation and filtration systems must be connected to the electricity supply by a timer that limits the systems operation such that it does not operate before 8 am or after 8 pm on any Sunday or public holiday or before 7 am or after 8 pm on any other day.

**Note:** NSW Health guidelines and fact sheets are available at [www.health.nsw.gov.au/environment/publicpools/Pages/default.aspx](http://www.health.nsw.gov.au/environment/publicpools/Pages/default.aspx)

## **F.5 Amenity Landscaping**

The *owner* or *principal contractor* must install all approved amenity landscaping (screen planting, soil stabilisation planting, etc.) prior to any occupation or use of the site.

**Note:** This condition has been imposed to ensure that the environmental impacts of the development are mitigated by approved landscaping prior to any occupation of the development.

## **F.6 Implementation of Acoustic Treatments**

The acoustic treatments as recommended in Section 6 of the Acoustic Report: prepared by Renzo Tonin & Associates. Reference No. TM108-01F02 Noise Impact Assessment (r4) dated 26 May 2021 shall be fully implemented prior to the occupation of the building.

## **F.7 Certification of Acoustic Treatments**

On the satisfactory completion of all acoustic treatment works (Acoustic Report: prepared by Renzo Tonin & Associates. Reference No. TM108-01F02 Noise Impact Assessment (r4) dated 26 May 2021) and prior to the issue of an Occupation Certificate, a Certificate of Completion of Acoustic Treatment shall be supplied to the Principal Certifying Authority from a suitably qualified acoustic engineer.

## **F.8 [not used]**

## **F.9 Compliance Certificate from Sydney Water**

All work must be completed in accordance with the section 73 Compliance Certificate issued under the *Sydney Water Act 1994* and any “Notice of Requirements”, prior to any Occupation Certificate being issued.

**Note:** For more information go to [www.sydneywater.com.au/section73](http://www.sydneywater.com.au/section73) or call 1300 082 746.

## **F.10 Letter Boxes**

All letter boxes must be constructed and located in accordance with AS/NZS 4253:1994 *Mailboxes* and to Australia Post’s satisfaction.

**Note:** This condition has been imposed to ensure that mail can be delivered to occupiers of the site.

## **F.11 Street Numbering**

The development must be provided with street and sole occupancy unit numbers determined by Council. This condition has been imposed to ensure that emergency services, utility services, and the general public are able to clearly and readily locate any property. Further, this condition has been imposed to protect the integrity of street numbering and land information.

**Note:** Applications for the allocation of street and sole occupancy unit numbers should be made together with any application for a strata certificate or Torrens or community title subdivision certificate.

Council will determine at its discretion in accordance with its policy street numbers and street addresses that best suit the public interest.

## **G. Conditions which must be satisfied prior to the issue of any subdivision certificate**

### **G.1 Electricity Substations – Dedication as Road and/or Easements for Access**

If an electricity substation is required on the site the owner must dedicate to the appropriate energy authority (to its satisfaction), free of cost, an area of land adjoining the street alignment to enable an electricity substation to be established. The size and location of the electricity substation is to be in accordance with the requirements of the appropriate energy authority and Council. The opening of any access doors must not intrude onto the public road (footway or road pavement).

Documentary evidence of compliance, including correspondence from the energy authority is to be provided to the Principal Certifier prior to issue of the Construction Certificate detailing energy authority requirements.

The Accredited Certifier must be satisfied that the requirements of energy authority have been met prior to issue of the Construction Certificate.

Where an electricity substation is provided on the site adjoining the road boundary, the area within which the electricity substation is located must be dedicated as public road. Where access is required across the site to access an electricity substation an easement for access across the site from the public place must be created upon the linen plans burdening the subject site and benefiting the Crown in right of New South Wales and any statutory corporation requiring access to the electricity substation.

## **H. Conditions which must be satisfied prior to the issue of a Final Occupation Certificate (S6.4(c))**

### **H.1 Fulfillment of BASIX Commitments – clause 154B of the *Regulation***

All BASIX commitments must be effected in accordance with the BASIX Certificate 1146378M\_02.

**Note:** Clause 154B(2) of the *Environmental Planning and Assessment Regulation 2000* provides: "A certifying authority must not issue a final Occupation Certificate for a BASIX affected building to which this clause applies unless it is satisfied that each of the commitments whose fulfilment it is required to monitor has been fulfilled."

### **H.2 Removal of Ancillary Works and Structures**

The Principal Contractor or Owner must remove from the land and any adjoining public place:

- a) the site sign,
- b) ablutions,
- c) hoarding,
- d) scaffolding, and
- e) waste materials, matter, article or thing.

**Note:** This condition has been imposed to ensure that all ancillary matter is removed prior to the issue of the Final Occupation Certificate.

### H.3 Road Works (including footpaths)

The following works must be completed to the satisfaction of Council, in compliance with Council's *Specification for Roadworks, Drainage and Miscellaneous Works* (2012) unless expressly provided otherwise by these conditions at the Principal Contractor's or Owner's expense:

- a) stormwater pipes, pits and connections to public stormwater systems within the *road*,
- b) driveways and vehicular crossings within the *road*,
- c) removal of redundant driveways and vehicular crossings,
- d) new footpaths within the *road*,
- e) relocation of existing power/light pole,
- f) relocation/provision of street signs,
- g) new or replacement street trees,
- h) new footway verges, where a grass verge exists, the balance of the area between the footpath and the kerb or site boundary over the full frontage of the proposed development must be turfed. The grass verge must be constructed to contain a uniform minimum 75mm of friable growing medium and have a total cover of turf predominant within the street,
- i) new or reinstated kerb and guttering within the *road*, and
- j) new or reinstated road surface pavement within the *road*.

**Note:** Security held by Council pursuant to section 4.17(6) of the *Act* will not be release by Council until compliance has been achieved with this condition. An application for refund of security must be submitted with the Final Occupation Certificate to Council. This form can be downloaded from Council's website [www.woollahra.nsw.gov.au](http://www.woollahra.nsw.gov.au) or obtained from Council's customer service centre.

### H.4 Positive Covenant & Works-As-Executed Certification of Stormwater Systems

On completion of construction work, stormwater drainage works are to be certified by a professional engineer with works-as-executed drawings supplied to the Principal Certifier detailing:

- a) compliance with conditions of development consent relating to stormwater,
- b) the structural adequacy of the on-site retention system,
- c) that the works have been constructed in accordance with the approved design and will provide the retention storage volume in accordance with the approved plans,
- d) pipe invert levels and surface levels to Australian Height Datum, and
- e) contours indicating the direction in which water will flow over land should the capacity of the pit be exceeded in a storm event exceeding design limits.

A positive covenant pursuant to section 88E of the *Conveyancing Act 1919* must be created on the title of the subject property, providing for the indemnification of Council from any claims or actions and for the on-going maintenance of the on-site retention

system and/or absorption trenches, including any pumps and sumps incorporated in the development. The wording of the Instrument must be in accordance with Council's standard format and the Instrument must be registered with the NSW Land Registry Services.

**Note:** The required wording of the Instrument can be downloaded from Council's website [www.woollahra.nsw.gov.au](http://www.woollahra.nsw.gov.au). The PC must supply a copy of the WAE plans to Council together with the Final Occupation Certificate.

**Note:** The Final Occupation Certificate must not be issued until this condition has been satisfied.

## H.5 Landscaping

The *principal contractor* or *owner* must provide to *PCA* a works-as-executed landscape plan and certification from a qualified landscape architect/designer, horticulturist and/or arborist as applicable to the effect that the works comply with this consent.

**Note:** This condition has been imposed to ensure that all Landscaping work is completed prior to the issue of the Final Occupation Certificate.

## I. Conditions which must be satisfied during the ongoing use of the development

### I.1 Maintenance of BASIX Commitments

All BASIX commitments must be maintained in accordance with the BASIX Certificate No. 1146378M\_02.

**Note:** This condition affects successors in title with the intent that environmental sustainability measures must be maintained for the life of development under this consent.

### I.2 Noise from Mechanical Plant and Equipment

The noise level measured at any boundary of the site at any time while the mechanical plant and equipment is operating must not exceed the *background noise level*. Where noise sensitive receivers are located within the site, the noise level is measured from the nearest strata, stratum or community title land and must not exceed *background noise level* at any time.

The *background noise level* is the underlying level present in the ambient noise, excluding the subject noise source, when extraneous noise is removed. For assessment purposes the background noise level is the  $L_{A90, 15 \text{ minute}}$  level measured by a sound level meter.

**Note:** This condition has been imposed to protect the amenity of the neighbourhood.

**Note:** Words in this condition have the same meaning as in the *Noise Policy for Industry* (2017) [www.epa.nsw.gov.au/your-environment/noise/industrial-noise/noise-policy-for-industry-\(2017\)](http://www.epa.nsw.gov.au/your-environment/noise/industrial-noise/noise-policy-for-industry-(2017)) and *Noise Guide for Local Government* (2013) [www.epa.nsw.gov.au/your-environment/noise/regulating-noise/noise-guide-local-government](http://www.epa.nsw.gov.au/your-environment/noise/regulating-noise/noise-guide-local-government)

### I.3 Noise Control

The use of the premises must not give rise to the transmission of *offensive noise* to any place of different occupancy. *Offensive noise* is defined in the *Protection of the Environment Operations Act 1997*.

**Note:** This condition has been imposed to protect the amenity of the neighbourhood.

**Note:** Council will generally enforce this condition in accordance with the *Noise Guide for Local Government* ([www.epa.nsw.gov.au/your-environment/noise/regulating-noise/noise-guide-local-government](http://www.epa.nsw.gov.au/your-environment/noise/regulating-noise/noise-guide-local-government)) and the *NSW Industrial Noise Policy* ([www.epa.nsw.gov.au/your-environment/noise/industrial-noise](http://www.epa.nsw.gov.au/your-environment/noise/industrial-noise)) published by the NSW Environment Protection Authority. Other State Government authorities also regulate the *Protection of the Environment Operations Act 1997*.

**Useful links:**

**Community Justice Centres**—free mediation service provided by the NSW Government

[www.cjc.nsw.gov.au](http://www.cjc.nsw.gov.au).

**NSW Environment Protection Authority**— see “noise” section [www.environment.nsw.gov.au/noise](http://www.environment.nsw.gov.au/noise).

**NSW Government legislation**— access to all NSW legislation, including the *Protection of the Environment Operations Act 1997* and the *Protection of the Environment Noise Control Regulation 2000* is available at [www.legislation.nsw.gov.au](http://www.legislation.nsw.gov.au).

**Australian Acoustical Society**—professional society of noise related professionals

[www.acoustics.asn.au](http://www.acoustics.asn.au).

**Association of Australian Acoustical Consultants**—professional society of noise related professionals

[www.aaac.org.au](http://www.aaac.org.au).

**Liquor and Gaming NSW**—[www.liquorandgaming.nsw.gov.au](http://www.liquorandgaming.nsw.gov.au).

#### I.4 Outdoor Lighting – Residential

Outdoor lighting must comply with AS/NZS 4282:2019: *Control of the obtrusive effects of outdoor lighting*. The maximum luminous intensity from each luminaire and threshold limits must not exceed the level 1 control relevant under tables in AS/NZS 4282:2019.

**Note:** This condition has been imposed to protect the amenity of neighbours and limit the obtrusive effects of outdoor lighting in public places.

**Note:** This condition has been imposed to control the obtrusive effects of outdoor lighting.

#### I.5 Swimming and Spa Pools – Maintenance

Swimming and spa pools must be maintained:

- a) in compliance with the *Swimming Pools Act 1992* and the Building Code of Australia with regard to the provision of child-resistant barriers and resuscitation signs,
- b) in compliance with the NSW Health “Public Swimming Pools and Spa Pools Advisory Document” in force at that time. Private pools are encouraged to comply with the same standards as applicable,
- c) in compliance with AS 1926.3-2010 *Swimming pool safety - Water recirculation and filtration systems*,
- d) with backwash being discharged to the sewer in compliance with clause 10.9 (Figure 10.2) of AS/NZS 3500.2.2:1996, and
- e) with a timer that limits the recirculation and filtration systems operation such that it does not emit noise that can be heard within a habitable room in any other residential premises (regardless of whether any door or window to that room is open):
  - before 8 am or after 8 pm on any Sunday or public holiday, or
  - before 7 am or after 8 pm on any other day.



**Note:** Child-resistant barriers, resuscitation signs, recirculation and filtration systems and controls systems require regular maintenance to ensure that life safety, health and amenity standards are maintained.

**Note:** The NSW Health public swimming pools and spa pools guidelines are available at [www.health.nsw.gov.au/environment/publicpools/Pages/default.aspx](http://www.health.nsw.gov.au/environment/publicpools/Pages/default.aspx)

## **I.6 Ongoing Maintenance of the On-Site Stormwater System**

The owner(s) must in accordance with this condition and any positive covenant:

- a) Permit stormwater to be temporarily retained by the system.
- b) Keep the system clean and free of silt rubbish and debris.
- c) Maintain renew and repair as reasonably required from time to time the whole or part of the system so that it functions in a safe and efficient manner and in doing so complete the same within the time and in the manner reasonably specified in written notice issued by Council.
- d) Carry out the matters referred to in paragraphs (b) and (c) at the owner's expense.
- e) Not make any alterations to the system or elements thereof without prior consent in writing of the Council and not interfere with the system or by its act or omission cause it to be interfered with so that it does not function or operate properly.
- f) Permit Council or its authorised agents from time to time upon giving reasonable notice (but at anytime and without notice in the case of an emergency) to enter and inspect the land with regard to compliance with the requirements of this covenant.
- g) Comply with the terms of any written notice issued by Council in respect to the requirements of this clause within the time reasonably stated in the notice.
- h) Where the owner fails to comply with the owner's obligations under this covenant, permit Council or its agents at all times and on reasonable notice at the owner's cost to enter the land with equipment, machinery or otherwise to carry out the works required by those obligations.
- i) Indemnify the Council against all claims or actions and costs arising from those claims or actions which Council may suffer or incur in respect of the system and caused by an act or omission by the owners in respect of the owner's obligations under this condition.

**Note:** This condition has been imposed to ensure that owners are aware of require maintenance requirements for their stormwater systems.

**Note:** This condition is supplementary to the owner(s) obligations and Council's rights under any positive covenant.

## **I.7 Annual Fire Safety Statements (Class 1b to 9c buildings inclusive)**

Each year, the owner of a building to which an *essential fire safety measure* is applicable must provide an *annual fire safety statement* to Council and the Commissioner of the NSW Fire Brigades. The *annual fire safety statement* must be prominently displayed in the building.

**Note:** *Essential fire safety* measure has the same meaning as in clause 165 of the *Regulation*. *Annual fire safety statement* has the same meaning as in clause 175 of the *Regulation*. Part 9 Division 5 of the *Regulation* applies in addition to this condition at the date of this consent. Visit Council's web site for additional information in relation to fire safety [www.woollahra.nsw.gov.au](http://www.woollahra.nsw.gov.au).

## **I.8 Provision of Off-Street Parking**

The owner and occupier, in compliance with AS2890.3:1993 Parking Facilities - Bicycle Parking Facilities, and AS/NZS 2890.1:2004 : Parking Facilities - Off-Street Car Parking, must maintain unimpeded public access to off-street parking as follows:

Use	Number of spaces
Car Parking	10
Bicycle Parking	6
Motorcycle Parking	1

This condition has been imposed to ensure adequate on-site parking is maintained.

## **I.9 I.31 Parking Permits (Special Condition)**

Future tenants and residents of the proposed development will not be eligible for resident or visitor parking permits.

## **J. Miscellaneous Conditions**

Nil

## **K. Advisings**

### **K.1 Criminal Offences – Breach of Development Consent and Environmental Laws**

Failure to comply with this development consent and any condition of this consent is a **criminal offence**. Failure to comply with other environmental laws is also a criminal offence.

Where there is any breach Council may without any further warning:

- Issue Penalty Infringement Notices (On-the-spot fines);
- Issue notices and orders;
- Prosecute any person breaching this consent; and/or
- Seek injunctions/orders before the courts to restrain and remedy any breach.

#### Warnings as to potential maximum penalties

Maximum penalties under NSW environmental laws include fines up to \$1.1 Million and/or custodial sentences for serious offences.

#### Warning as to enforcement and legal costs

Should Council have to take any action to enforced compliance with this consent or other environmental laws Council's policy is to seek from the Court appropriate orders requiring the payments of its costs beyond any penalty or remedy the Court may order.

This consent and this specific advice will be tendered to the Court when seeking costs orders from the Court where Council is successful in any necessary enforcement action.

**Note:** The payment of environmental penalty infringement notices does not result in any criminal offence being recorded. If a penalty infringement notice is challenged in Court and the person is found guilty of the offence by the Court, subject to section 10 of the *Crimes (Sentencing Procedure) Act 1999*, a criminal conviction is recorded. The effect of a criminal conviction beyond any fine is serious.

## K.2 Dial Before You Dig



The Principal Contractor, Owner-builder or any person digging may be held financially responsible by the asset owner should they damage underground pipe or cable networks. Minimise your risk and dial 1100 Before You Dig or visit [www.1100.com.au](http://www.1100.com.au)

When you contact Dial Before You Dig you will be sent details of all Dial Before You Dig members who have underground assets in the vicinity of your proposed excavation.

## K.3 Builder's Licences and Owner-builders Permits

Section 6.6(2)(d) of the *Act* requires among other matters that the person having the benefit of the development consent, if not carrying out the work as an **owner-builder**, must appoint a Principal Contractor for residential building work who must be the holder of a contractor licence.

The Owner(s) must appoint the Principal Certifier. The Principal Certifier must check that the required insurances are in place before the commencement of building work. The Principal Contractor (builder) must provide the Owners with a certificate of insurance evidencing the contract of insurance under the *Home Building Act 1989* for the residential building work.

**Note:** For more information go to the NSW Fair Trading website [www.fairtrading.nsw.gov.au/housing-and-property/building-and-renovating](http://www.fairtrading.nsw.gov.au/housing-and-property/building-and-renovating)

## K.4 Building Standards - Guide to Standards and Tolerances

The Principal Certifier does not undertake detailed quality control inspections and the role of the Principal Certifier is primarily to ensure that the development proceeds in accordance with this consent, Construction Certificates and that the development is fit for occupation in accordance with its classification under the Building Code of Australia.

Critical Stage Inspections do not provide the level of supervision required to ensure that the minimum standards and tolerances specified by the "NSW Guide to Standards and Tolerances 2017" are achieved.

The quality of any development is a function of the quality of the Principal Contractor's or Owner-builder's supervision of individual contractors and trades on a daily basis during the development. The Principal Certifier does not undertake this role.

Council, as the Principal Certifier or otherwise, does not adjudicate building contract disputes between the Principal Contractor, contractors and the Owner.

**Note:** For more information on the *NSW Guide to Standards and Tolerances* go to the NSW Fair Trading website [www.fairtrading.nsw.gov.au/housing-and-property/building-and-renovating/after-you-build-or-renovate/guide-to-standards-and-tolerances](http://www.fairtrading.nsw.gov.au/housing-and-property/building-and-renovating/after-you-build-or-renovate/guide-to-standards-and-tolerances) or call 133 220.

## K.5 SafeWork NSW Requirements

The *Work Health and Safety Act 2011* and subordinate regulations, codes of practice and guidelines control and regulate the development industry.

**Note:** For more information go to the SafeWork NSW website [www.safework.nsw.gov.au](http://www.safework.nsw.gov.au) or call

## K.6 Lead Paint

It is beyond the scope of this consent to provide detailed information about dealing with lead paint. Painters working in an area containing lead-based paint should refer to Australian Standard AS 4361.1–1995: *Guide to Lead Paint Management—Industrial Applications*, or AS 4361.2–1998: *Guide to Lead Paint Management—Residential and Commercial Buildings*.

Industrial paints may contain lead. Lead is used in some specialised sign-writing and artist paints, and road marking paints, and anti-corrosive paints. Lead was a major ingredient in commercial and residential paints from the late 1800s to 1970. Most Australian commercial buildings and residential homes built before 1970 contain lead paint. These paints were used both inside and outside buildings.

Lead particles are released when old lead paint flakes and peels and collects as dust in ceiling, wall and floor voids. If dust is generated it must be contained. If runoff contains lead particles it must be contained. Lead is extremely hazardous, and stripping of lead-based paint and the disposal of contaminated waste must be carried out with all care. Lead is a cumulative poison and even small levels in the body can have severe effects.

## K.7 Dividing Fences

The erection of dividing fences under this consent does not affect the provisions of the *Dividing Fences Act 1991*. Council does not adjudicate civil disputes relating to the provision of, or payment for, the erection of dividing fences.

**Note:** Further information can be obtained from the NSW Civil and Administrative Tribunal [www.ncat.nsw.gov.au/Pages/cc/Divisions/dividing\\_fences.aspx](http://www.ncat.nsw.gov.au/Pages/cc/Divisions/dividing_fences.aspx)

**Note:** Community Justice Centres provide a free mediation service to the community to help people resolve a wide range of disputes, including dividing fences matters. Their service is free, confidential, voluntary, timely and easy to use. Mediation sessions are conducted by two impartial, trained mediators who help people work together to reach an agreement. Around 75% of mediations result in an agreement being reached. Mediation sessions can be arranged at convenient times during the day, evening or weekends. To contact the Community Justice Centres go to [www.cjc.nsw.gov.au](http://www.cjc.nsw.gov.au) or call 1800 990 777.

## **K.8 Release of Security**

An application must be made to Council by the person who paid the security for release of the securities held under section 4.17 of the *Act*.

The securities will not be released until a Final Occupation Certificate has been lodged with Council, Council has inspected the site and Council is satisfied that the public works have been carried out to Council's requirements. Council may use part or all of the security to complete the works to its satisfaction if the works do not meet Council's requirements.

Council will only release the security upon being satisfied that all damage or all works, the purpose for which the security has been held have been remedied or completed to Council's satisfaction as the case may be.

Council may retain a portion of the security to remedy any defects in any such public work that arise within 6 months after the work is completed.

Upon completion of each section of road, drainage and landscape work to Council's satisfaction, 90% of the bond monies held by Council for these works will be released upon application. 10% may be retained by Council for a further 6 month period and may be used by Council to repair or rectify any defects or temporary works during the 6 month period.

**Note:** The Refund of Security Bond Application form can be downloaded from [www.woollahra.nsw.gov.au](http://www.woollahra.nsw.gov.au)

## **K.9 Pruning or Removing a Tree Growing on Private Property**

Woollahra Municipal Development Control Plan (DCP) 2015, Chapter E.3 Tree Management may require that an application be made to Council prior to pruning or removing any tree. The aim is to secure the amenity of trees and preserve the existing landscape within our urban environment.

Before you prune or remove a tree, make sure you read all relevant conditions. You can obtain a copy of the DCP from Council's website [www.woollahra.nsw.gov.au](http://www.woollahra.nsw.gov.au) or you may contact Council on 9391-7000 for further advice.

## **K.10 Asbestos Removal, Repair or Disturbance**

Anyone who removes, repairs or disturbs bonded or a friable asbestos material must hold a current removal licence from SafeWork NSW.

Before starting work, a work site-specific permit approving each asbestos project must be obtained from SafeWork NSW. A permit will not be granted without a current SafeWork licence.

All removal, repair or disturbance of or to asbestos material must comply with:

- a) *Work Health and Safety Act 2011*,
- b) *Work Health and Safety Regulation 2017*,
- c) SafeWork NSW “Code of Practice: How to Safely Remove Asbestos” (2016),  
and
- d) SafeWork NSW “Code of Practice: How to Manage and Control Asbestos in the Workplace” (2016).

Note: For more information go to the SafeWork NSW website on asbestos [www.safework.nsw.gov.au/health-and-safety/safety-topics-a-z/asbestos](http://www.safework.nsw.gov.au/health-and-safety/safety-topics-a-z/asbestos), and [www.safework.nsw.gov.au/law-and-policy/legislation-and-codes/codes-of-practice](http://www.safework.nsw.gov.au/law-and-policy/legislation-and-codes/codes-of-practice) or call 131 050.

### **K.11 Dilapidation Report**

Please note the following in relation to the condition for a dilapidation report:

- a) The dilapidation report will be made available to affected property owners on requested and may be used by them in the event of a dispute relating to damage allegedly due to the carrying out of the development.
- b) This condition cannot prevent neighbouring buildings being damaged by the carrying out of the development.
- c) Council will not be held responsible for any damage which may be caused to adjoining buildings as a consequence of the development being carried out.
- d) Council will not become directly involved in disputes between the developer, its contractors and the owners of neighbouring buildings.
- e) In the event that access for undertaking the dilapidation survey is denied the Applicant is to demonstrate in writing to the satisfaction of the Principal Certifier that all reasonable steps were taken to obtain access to the adjoining property. The dilapidation report will need to be based on a survey of what can be observed externally.

### **K.12 Roads Act 1993 Application**

Works or structures over, on or under public roads or footpaths are subject to sections 138, 139 and 218 of the *Roads Act 1993* and specifically:

- Construction of driveways and/or new or alterations to footpath paving
- Alteration and/or extension to Council drainage infrastructure
- Alteration and/or addition of retaining walls
- Pumping of water to Council’s below ground stormwater system
- Installation of soil/rock anchors under the roadway
- Installation of Stormwater outlet pipes across the nature strip

An “Application to Carry Out Works in a Public Road” form must be completed and lodged, with the application fee, at Council’s Customer Services. Detailed plans and specifications of all works (including but not limited to structures, road works, driveway crossings, footpaths and stormwater drainage etc) within existing roads, must

be attached, submitted to and approved by Council under section 138 of the *Roads Act 1993*, before the issue of any Construction Certificate.

Detailed engineering plans and specifications of the works required by this condition must accompany the application form. The plans must clearly show the following:

- Engineering drawings (plan, sections and elevation views) and specifications of the footpath, driveways, kerb and gutter, new gully pit showing clearly the connection point of site outlet pipe(s). Note, the connection drainage lines must be as direct as possible and generally run perpendicular to the kerb alignment.
- Engineering drawings of the new drainage line to be constructed joining the new and existing drainage pits including services.

All driveways must include a design longitudinal surface profile for the proposed driveway for assessment. The driveway profile is to start from the road centreline and be along the worst case edge of the proposed driveway. Gradients and transitions must be in accordance with clause 2.5.3, 2.6 of AS 2890.1 – 2004, Part 1 – *Off-street car parking*. The driveway profile submitted to Council must be to (1:25) scale (for template checking purposes) and contain all relevant details: reduced levels, proposed grades and distances.

The existing footpath level and grade at the street alignment of the property must be maintained unless otherwise specified by Council. Your driveway levels are to comply with AS2890.1 and Council's Standard Drawings. There may be occasions where these requirements conflict with your development and you are required to carefully check the driveway/garage slab and footpath levels for any variations.

Note: Any adjustments required from the garage slab and the street levels are to be carried out internally on private property

Drainage design works must comply with the Woollahra DCP 2015 Chapter E2 – Stormwater and Flood Risk Management.

Temporary ground anchors may be permitted, in accordance with Council's "Rock Anchor Policy".

Services: Prior to any excavation works, the location and depth of all public utility services (telephone, cable TV, electricity, gas, water, sewer, drainage, etc.) must be ascertained. The Applicant shall be responsible for all public utility adjustment/relocation works, necessitated by the development work and as required by the various public utility authorities and/or their agents.

All public domain works must comply with the latest version of Council's "*Specification for Roadworks, Drainage and Miscellaneous Works*" unless expressly provided otherwise by these conditions. This specification and the application form can be downloaded from [www.woollahra.nsw.gov.au](http://www.woollahra.nsw.gov.au).

**Note:** To ensure that this work is completed to Council's satisfaction, this consent by separate condition, may impose one or more Infrastructure Works Bonds.

**Note:** When an application under the *Roads Act* is required, then four (4) weeks is to be allowed for assessment.

**Note:** *road* has the same meaning as in the *Roads Act 1993*.

**Note:** The intent of this condition is that the design of the road, footpaths, driveway crossings and public stormwater drainage works must be detailed and approved prior to the issue of any Construction Certificate. Changes in levels may arise from the detailed design of buildings, road, footpath, driveway crossing grades and stormwater. Changes required under *Road Act 1993* approvals may necessitate design and levels changes under this consent. This may in turn require the Applicant to seek to amend this consent.